

Screenings Reported by CFC/CPS/DCFS and ZIP / FY2018 Q2

Zip Code	Total Screened	Ages (in Months)						Not Referred	Total Referred	Screenings of Children involved with DCFS			# of Children Ages 0 to 3 Referred to							# of Children Ages 3 to 5 Referred to					Sub-Totals						
		0-11	12-23	24-35	36-47	48-60	61+			In Intact Family Services	Children of Teen Wards	In Foster Care	LEA EI	LEA (ECSE)	PI (center-based)	Child Care Program	HV	Other Services	Multiple Services	Rescreening	LEA (ECSE)	PFA	HS	Child Care Program	Other HV	Multiple Services	Rescreening	Ages 0-35 mos.	Ages 36-61+ mos.		
CFC #01	Child and Family Connections 1752 Windsor Road, Suite 102 P.O. Box 16390 Loves Park, IL 61132-6390 - Dee Dee Lowery																														
61008	40	0	0	0	20	19	1	12	28	0	0	0	0	0	0	0	0	0	0	0	10	0	0	0	0	0	18	1	1	0	40
61010	3	0	0	0	3	0	0	1	2	0	0	0	0	0	0	0	0	0	0	0	0	2	0	0	0	0	0	0	0	0	3
61012	15	0	0	0	8	7	0	3	12	0	0	0	0	0	0	0	0	0	0	0	2	2	0	0	0	6	3	2	0	15	
61061	27	0	0	5	14	8	0	24	3	0	0	0	0	0	0	0	0	0	0	0	3	0	0	0	0	0	0	0	5	22	
61068	35	0	0	6	19	10	0	24	11	0	0	0	0	2	0	0	0	0	0	0	9	0	0	0	0	0	0	0	6	29	
61072	6	0	0	3	2	1	0	1	5	0	0	0	0	3	0	0	0	0	0	0	0	0	0	0	0	0	0	0	2	3	3
61073	8	1	0	0	7	0	0	1	7	0	0	0	0	0	0	0	0	0	0	0	7	0	0	0	0	0	0	0	1	7	
61080	14	0	1	2	7	4	0	6	8	0	0	0	0	0	0	0	0	0	0	0	6	0	0	0	0	0	0	0	2	3	11
61088	25	0	0	0	17	8	0	17	8	0	0	1	0	0	0	0	0	0	0	0	2	0	0	0	0	6	0	0	0	25	
61101	66	4	7	5	33	16	1	55	11	2	0	5	1	0	0	0	0	0	0	0	10	0	0	0	0	0	0	0	16	50	
61102	88	7	9	12	44	15	1	69	19	4	0	1	0	0	0	0	0	0	0	0	12	0	0	0	0	0	0	6	28	60	
61103	92	6	11	12	31	32	0	69	23	4	0	5	0	0	0	0	0	0	0	0	6	0	0	0	0	0	0	15	29	63	
61104	585	21	22	30	328	168	16	68	517	6	1	9	2	0	0	0	0	4	0	0	42	487	0	0	0	0	204	171	73	512	
61107	32	10	10	12	0	0	0	24	8	0	0	2	1	0	0	0	0	0	0	0	0	0	0	0	0	0	0	0	32	0	
61108	53	6	12	15	16	4	0	48	5	0	0	1	1	0	0	0	0	0	0	0	4	0	0	0	0	0	0	0	33	20	
61109	130	5	10	13	52	50	0	107	23	3	0	4	1	0	0	0	0	0	0	0	10	0	0	0	0	0	0	12	28	102	
61111	21	2	3	4	10	2	0	18	3	1	0	1	1	0	0	0	0	0	0	0	0	0	0	0	0	0	0	0	9	12	
61114	2	0	1	1	0	0	0	2	0	0	0	0	0	0	0	0	0	0	0	0	0	0	0	0	0	0	0	0	2	0	
61115	59	2	0	2	36	17	2	13	46	0	0	1	0	0	0	0	0	0	3	0	7	36	0	0	0	0	0	0	4	55	
61301	1	0	0	0	0	1	0	0	1	0	0	0	0	0	0	0	0	0	0	0	0	1	0	0	0	0	0	0	0	1	
61345	4	0	0	0	4	0	0	2	2	0	0	0	0	0	0	0	0	0	0	0	0	0	0	0	0	1	0	2	0	4	
61348	2	0	0	0	1	1	0	2	0	0	0	0	0	0	0	0	0	0	0	0	0	0	0	0	0	0	0	0	0	2	
61354	3	0	0	2	0	1	0	0	3	0	0	0	0	0	0	0	0	0	0	0	0	1	0	0	0	0	0	0	2	1	
61356	18	5	4	3	5	1	0	11	7	0	0	0	1	0	0	0	0	0	0	0	0	6	0	0	0	0	0	0	12	6	
61362	1	0	0	0	1	0	0	0	1	0	0	0	0	0	0	0	0	0	0	0	1	0	0	0	0	0	0	0	0	1	
61540	3	0	0	0	1	2	0	3	0	0	0	0	0	0	0	0	0	0	0	0	0	0	0	0	0	0	0	0	0	3	
NONE	181	120	39	22	0	0	0	0	0	0	0	0	0	0	0	0	0	0	0	0	0	0	0	0	0	0	0	0	181	0	
TOTAL	1514	189	129	149	659	367	21	580	753	20	1	30	8	5	0	0	0	4	3	0	29	131	535	0	0	0	31	208	213	467	1047

CFC #02	Child and Family Connections Lake County Health Department 3010 Grand Avenue, 2nd Floor Waukegan, IL 60085 - Donna Musser																													
60002	29	0	0	4	14	8	3	3	26	0	0	0	0	4	0	0	0	0	0	0	6	17	0	0	0	0	2	1	4	25
60015	8	0	0	0	5	3	0	4	4	0	0	0	0	0	0	0	0	0	0	0	4	0	0	0	0	0	0	0	0	8

Screenings Reported by CFC/CPS/DCFS and ZIP / FY2018 Q2

Zip Code	Total Screened	Ages (in Months)						Not Referred	Total Referred	Screenings of Children involved with DCFS			# of Children Ages 0 to 3 Referred to								# of Children Ages 3 to 5 Referred to					Sub-Totals					
		0-11	12-23	24-35	36-47	48-60	61+			In Intact Family Services	Children of Teen Wards	In Foster Care	EI	LEA (ECSE)	EHS	PI (center-based)	Child Care Program	HV	Other Services	Multiple Services	Rescreening	LEA (ECSE)	PFA	HS	Child Care Program	Other HV Services	Multiple Services	Rescreening	Ages 0-35 mos.	Ages 36-61+ mos.	
60030	19	0	0	0	13	4	2	2	17	0	0	0	0	0	0	0	0	0	0	7	7	0	0	0	2	2	1	0	19		
60048	18	0	0	0	7	11	0	10	8	0	0	0	0	0	0	0	0	0	0	0	0	0	0	3	0	5	0	18			
60073	152	0	0	1	68	82	1	0	152	0	0	0	0	0	0	0	0	0	17	60	75	0	0	0	0	0	1	151			
60085	504	119	197	188	0	0	0	315	41	3	0	17	30	15	0	0	0	4	10	1	2	0	0	0	0	0	504	0			
60089	8	0	0	7	0	1	0	6	2	0	0	0	0	1	0	0	0	0	0	0	0	0	0	0	0	0	7	1			
NONE	589	548	35	2	2	2	0	0	0	0	0	0	0	0	0	0	0	0	0	0	0	0	0	0	0	0	585	4			
TOTAL	1327	667	232	202	109	111	6	340	250	3	0	17	30	20	0	0	0	4	10	1	3	34	84	75	0	0	5	4	7	1101	226

CFC #03 Child and Family Connections 27 South State Avenue Suite 101 Freeport, IL 61032 - Angela Hodges

60115	122	1	4	10	42	54	11	92	30	0	0	0	0	0	1	0	0	0	0	25	1	2	0	0	0	5	15	107		
60146	3	0	0	1	1	1	0	0	3	0	0	0	0	1	0	0	0	0	0	0	2	0	0	0	0	0	1	2		
60178	19	0	0	0	9	8	2	16	3	0	0	0	0	0	0	0	0	0	0	0	0	0	0	0	0	0	0	19		
60548	32	0	0	1	20	10	1	17	15	0	0	1	0	0	0	0	0	0	0	1	1	10	0	0	0	3	1	31		
61021	78	31	10	16	10	11	0	69	9	0	0	0	4	0	0	0	0	3	0	2	0	0	0	0	0	0	57	21		
61025	9	2	4	3	0	0	0	8	1	0	0	0	1	0	0	0	0	0	0	0	0	0	0	0	0	0	9	0		
61032	152	129	17	1	3	2	0	120	6	0	0	0	0	0	0	0	0	0	0	0	3	0	0	0	0	0	147	5		
61071	15	0	0	1	12	2	0	0	15	0	0	1	0	0	0	0	0	0	0	15	0	0	0	0	0	0	1	14		
61074	3	0	0	0	0	3	0	3	0	0	0	0	0	0	0	0	0	0	0	0	0	0	0	0	0	0	0	3		
61081	125	10	8	12	46	49	0	108	17	0	0	0	0	0	0	0	0	0	0	17	0	0	0	0	0	0	30	95		
NONE	362	318	28	12	3	1	0	0	0	0	0	0	0	0	0	0	0	0	0	0	0	0	0	0	0	0	358	4		
TOTAL	920	491	71	57	146	141	14	433	99	0	0	2	5	1	0	1	0	3	0	27	20	52	4	2	0	0	0	8	619	301

CFC #04 Child and Family Connections 1551 East Fabyan Parkway Geneva, IL 60134 - Ellana Mavromatis

60109	21	0	0	6	9	6	0	6	14	0	0	0	0	7	0	0	0	0	0	9	0	0	0	0	0	0	6	15	
60110	123	1	0	0	73	47	2	22	101	0	0	1	0	0	0	0	0	0	0	14	64	0	0	0	1	0	27	1	122
60120	140	4	6	15	73	40	11	46	79	0	0	0	0	0	0	0	0	2	0	0	55	0	1	0	34	0	2	25	124
60123	43	9	7	6	14	5	1	35	7	0	0	0	5	1	0	0	0	0	0	1	0	0	0	0	0	0	22	20	
60134	12	0	0	0	6	6	0	5	7	0	0	0	0	0	0	0	0	0	5	0	0	0	0	0	0	2	0	12	
60174	56	0	0	0	35	20	1	22	34	0	0	0	0	0	0	0	0	0	28	4	0	0	0	0	0	2	0	56	
60505	240	25	47	21	80	62	2	150	19	0	0	1	16	0	0	0	0	0	0	2	1	0	0	0	0	0	93	144	
60506	78	21	27	18	2	9	1	73	5	0	0	1	2	0	0	0	0	0	1	0	0	0	0	0	0	0	66	12	
60510	33	0	4	5	13	11	0	14	19	1	0	0	1	0	0	0	0	0	4	10	0	0	0	0	5	0	9	24	
60543	101	0	0	0	59	42	0	37	64	0	0	0	0	0	0	0	0	0	42	36	0	0	0	0	23	9	0	101	

Screenings Reported by CFC/CPS/DCFS and ZIP / FY2018 Q2

Zip Code	Total Screened	Ages (in Months)						Not Referred	Total Referred	Screenings of Children involved with DCFS			# of Children Ages 0 to 3 Referred to								# of Children Ages 3 to 5 Referred to					Sub-Totals					
		0-11	12-23	24-35	36-47	48-60	61+			In Intact Family Services	Children of Teen Wards	In Foster Care	EI	LEA (ECSE)	EHS	PI (center-based)	Child Care Program	HV	Other Services	Multiple Services	Rescreening	LEA (ECSE)	PFA	HS	Child Care Program	Other HV Services	Multiple Services	Rescreening	Ages 0-35 mos.	Ages 36-61+ mos.	
60545	25	0	0	0	14	10	1	12	13	0	0	0	0	0	0	0	0	0	0	6	1	0	0	0	0	0	7	0	25		
60560	21	0	0	0	14	6	1	10	11	0	0	2	0	0	0	0	0	0	0	4	2	0	0	0	0	0	5	0	21		
NONE	796	764	16	14	1	1	0	0	0	0	0	0	0	0	0	0	0	0	0	0	0	0	0	0	0	0	794	2			
TOTAL	1689	824	107	85	393	265	20	432	373	1	0	5	24	8	0	0	0	0	2	0	15	122	163	0	1	0	40	23	56	1016	678

CFC #05 Child and Family Connections 750 Warrenville Road Suite 300 Lisle, IL 60532 - Lori Orr

60101	33	2	9	3	13	6	0	11	22	0	0	0	4	0	0	0	0	0	1	0	3	8	9	0	0	0	0	0	0	14	19
60103	27	0	0	3	15	9	0	3	24	0	0	0	0	0	0	0	0	0	0	0	16	0	0	0	8	0	0	3	24		
60108	7	0	0	0	4	3	0	3	4	0	0	0	0	0	0	0	0	0	0	0	0	0	0	0	0	0	4	0	7		
60126	29	0	0	1	18	9	1	0	29	0	0	0	0	1	0	0	0	0	0	0	28	0	0	0	0	0	0	1	28		
60137	42	2	3	5	26	5	1	2	40	1	0	0	0	0	0	0	0	5	0	5	18	11	0	0	0	1	0	10	32		
60148	31	0	0	5	15	9	2	11	20	0	0	0	0	0	0	0	0	0	0	1	4	14	0	0	0	0	0	2	5	26	
60181	134	5	15	34	47	32	1	103	31	0	0	0	21	0	0	0	0	0	0	0	10	0	0	0	0	0	0	54	80		
60185	473	118	170	147	29	7	2	388	85	0	0	1	41	6	0	0	0	0	0	0	8	29	1	0	0	0	0	0	435	38	
60187	106	0	5	11	47	27	16	27	79	1	0	1	6	1	0	0	0	0	0	0	25	0	1	0	0	0	0	35	16	90	
60188	20	0	1	3	4	11	1	7	13	0	0	0	1	0	0	0	0	0	2	0	2	5	4	0	0	0	0	1	4	16	
60191	6	0	0	1	5	0	0	0	6	0	0	0	0	1	0	0	0	0	0	0	2	3	0	0	0	0	0	1	5		
60439	1	0	0	0	1	0	0	1	0	0	0	0	0	0	0	0	0	0	0	0	0	0	0	0	0	0	0	0	1		
60504	6	0	4	2	0	0	0	5	1	0	0	0	1	0	0	0	0	0	0	0	0	0	0	0	0	0	0	6	0		
60516	7	0	0	0	3	3	1	4	3	0	0	0	0	0	0	0	0	0	0	0	3	0	0	0	0	0	0	1	0	7	
60532	6	0	0	2	2	2	0	1	5	0	0	0	0	2	0	0	0	0	0	0	0	3	0	0	0	0	0	1	2	4	
60540	30	6	3	7	9	5	0	9	21	0	0	0	4	2	0	0	0	10	0	2	7	1	0	0	0	0	0	16	14		
60559	2	0	0	0	2	0	0	0	2	0	0	0	0	0	0	0	0	0	0	0	2	0	0	0	0	0	0	0	2		
60561	12	0	0	1	11	0	0	2	10	0	0	0	0	0	0	0	0	0	0	0	0	9	0	0	0	0	0	1	1	11	
NONE	618	576	21	18	1	2	0	0	0	0	0	0	0	0	0	0	0	0	0	0	0	0	0	0	0	0	0	615	3		
TOTAL	1590	709	231	243	252	130	25	577	395	2	0	2	78	13	0	0	0	10	8	2	19	120	99	2	0	0	9	0	45	1183	407

CFC #06 Child and Family Connections 1835 West Central Road Arlington Heights, IL 60005 - Brenda DeVito

60026	14	0	0	0	8	5	1	6	8	0	0	0	0	0	0	0	0	0	0	0	3	0	0	0	0	5	0	1	0	14
60053	39	0	0	2	11	24	2	4	35	1	0	1	0	0	0	0	0	0	1	0	9	20	0	0	0	3	1	1	2	37
60056	20	0	0	0	8	11	1	0	20	0	0	0	0	0	0	0	0	0	0	0	9	6	0	0	0	2	0	1	0	20
60062	12	0	0	0	7	4	1	4	8	0	0	0	0	0	0	0	0	0	0	0	5	0	0	0	0	3	0	0	0	12
60070	15	0	0	4	7	4	0	1	14	0	0	0	0	4	0	0	0	0	0	0	4	6	0	0	0	0	2	2	4	11

Screenings Reported by CFC/CPS/DCFS and ZIP / FY2018 Q2

Zip Code	Total Screened	Ages (in Months)						Not Referred	Total Referred	Screenings of Children involved with DCFS			# of Children Ages 0 to 3 Referred to							# of Children Ages 3 to 5 Referred to					Sub-Totals						
		0-11	12-23	24-35	36-47	48-60	61+			In Intact Family Services	Children of Teen Wards	In Foster Care	LEA EI	LEA (ECSE)	EHS	PI (center-based)	Child Care Program	HV	Other Services	Multiple Services	Rescreening	LEA (ECSE)	PFA	HS	Child Care Program	Other HV Services	Multiple Services	Rescreening	Ages 0-35 mos.	Ages 36-61+ mos.	
60076	10	0	0	0	6	3	1	4	6	0	0	0	0	0	0	0	0	0	0	3	0	0	0	0	0	3	0	0	0	0	10
60091	35	0	0	2	18	14	1	13	22	0	0	0	0	0	0	0	0	0	1	8	0	0	0	0	13	0	0	0	2	33	
60093	6	0	0	0	2	3	1	2	4	0	0	0	0	0	0	0	0	0	0	3	0	0	0	0	0	0	1	0	6		
60107	52	0	0	1	30	21	0	2	50	0	0	0	0	0	0	0	0	0	0	0	26	0	1	0	23	0	0	1	51		
60201	17	0	0	0	8	9	0	7	10	0	0	0	0	0	0	0	0	0	0	4	1	0	0	0	5	0	2	0	17		
60714	59	0	5	18	10	25	1	17	42	0	0	0	6	10	0	0	0	0	1	21	0	0	0	0	0	0	4	23	36		
TOTAL	279	0	5	27	115	123	9	60	219	1	0	1	6	14	0	0	0	0	1	69	59	0	1	0	57	3	12	32	247		

CFC #07 Child and Family Connections One Westbrook Corporate Center Suite 640 Westchester, IL 60154 - JoAnn Alferink

60131	3	0	0	2	1	0	0	0	3	0	0	0	0	2	0	0	0	0	0	1	0	0	0	0	0	0	0	0	2	1
60160	3	0	1	2	0	0	0	2	1	0	0	0	1	0	0	0	0	0	1	0	0	0	0	0	0	0	0	3	0	
60164	17	0	0	3	4	9	1	0	17	0	0	0	0	0	0	0	0	0	0	17	0	0	0	0	0	0	3	14		
60302	296	54	71	66	49	50	5	292	4	0	0	0	3	0	0	0	0	0	0	0	0	0	0	0	0	0	0	191	104	
60402	41	0	0	10	17	14	0	20	21	0	0	0	1	0	0	0	0	0	1	9	0	0	0	2	0	8	10	31		
60546	4	0	0	0	2	2	0	2	2	0	0	0	0	0	0	0	0	0	1	0	0	0	0	1	0	0	0	4		
60804	228	92	1	0	61	74	0	0	135	0	0	0	0	0	0	0	0	0	18	117	0	0	0	0	0	0	93	135		
TOTAL	592	146	73	83	134	149	6	316	183	0	0	0	5	2	0	0	0	0	1	21	143	0	0	0	3	0	8	302	289	

CFC #09 Child and Family Connections 5422 W. Roosevelt Road Chicago, IL 60644 - Grace Ortiz

60608	50	47	2	1	0	0	0	0	0	0	0	0	0	0	0	0	0	0	0	0	0	0	0	0	0	0	0	0	50	0
60612	23	19	3	1	0	0	0	0	0	0	0	0	0	0	0	0	0	0	0	0	0	0	0	0	0	0	0	23	0	
60623	139	136	3	0	0	0	0	0	0	0	0	0	0	0	0	0	0	0	0	0	0	0	0	0	0	0	139	0		
60624	52	47	5	0	0	0	0	0	0	0	0	0	0	0	0	0	0	0	0	0	0	0	0	0	0	0	52	0		
60644	58	48	8	2	0	0	0	0	0	0	0	0	0	0	0	0	0	0	0	0	0	0	0	0	0	0	58	0		
TOTAL	322	297	21	4	0	0	0	0	0	0	0	0	0	0	0	0	0	0	0	0	0	0	0	0	0	0	0	322	0	

CFC #13 Child and Family Connections 130 S. Lafayette Street Suite 200 Macomb, IL 61455 - Chuck Farr

61416	1	0	0	1	0	0	0	1	0	0	0	0	0	0	0	0	0	0	0	0	0	0	0	0	0	0	0	1	0
61422	7	0	3	4	0	0	0	7	0	0	0	0	0	0	0	0	0	0	0	0	0	0	0	0	0	0	7	0	
61431	2	1	0	1	0	0	0	2	0	0	0	0	0	0	0	0	0	0	0	0	0	0	0	0	0	0	2	0	
61440	2	1	0	1	0	0	0	2	0	0	0	0	0	0	0	0	0	0	0	0	0	0	0	0	0	0	2	0	
61455	27	12	9	6	0	0	0	18	9	0	0	0	2	0	0	0	0	0	5	0	2	0	0	0	0	0	27	0	

Screenings Reported by CFC/CPS/DCFS and ZIP / FY2018 Q2

Zip Code	Total Screened	Ages (in Months)						Not Referred	Total Referred	Screenings of Children involved with DCFS			# of Children Ages 0 to 3 Referred to								# of Children Ages 3 to 5 Referred to					Sub-Totals					
		0-11	12-23	24-35	36-47	48-60	61+			In Intact Family Services	Children of Teen Wards	In Foster Care	EI	LEA (ECSE)	PFA	HS	Child Care Program	Other Services	Multiple Services	Rescreening	LEA (ECSE)	PFA	HS	Child Care Program	Other Services	Multiple Services	Rescreening	Ages 0-35 mos.	Ages 36-61+ mos.		
61484	2	1	0	0	1	0	0	1	1	0	0	0	0	0	0	0	0	0	0	0	0	1	0	0	0	0	0	0	0	1	1
61520	1	1	0	0	0	0	0	1	0	0	0	0	0	0	0	0	0	0	0	0	0	0	0	0	0	0	0	0	1	0	
61542	1	1	0	0	0	0	0	1	0	0	0	1	0	0	0	0	0	0	0	0	0	0	0	0	0	0	0	1	0		
62321	4	1	3	0	0	0	0	4	0	0	0	1	0	0	0	0	0	0	0	0	0	0	0	0	0	0	0	4	0		
62326	4	0	3	1	0	0	0	4	0	0	0	0	0	0	0	0	0	0	0	0	0	0	0	0	0	0	0	4	0		
62358	2	0	2	0	0	0	0	1	1	0	0	0	1	0	0	0	0	0	0	0	0	0	0	0	0	0	0	2	0		
62367	1	0	1	0	0	0	0	0	1	0	0	0	1	0	0	0	0	0	0	0	0	0	0	0	0	0	0	1	0		
62681	16	0	1	2	12	1	0	3	13	0	0	0	0	0	0	0	0	0	0	0	0	13	0	0	0	0	0	3	13		
NONE	460	423	27	8	2	0	0	0	0	0	0	0	0	0	0	0	0	0	0	0	0	0	0	0	0	0	0	458	2		
TOTAL	530	441	49	24	15	1	0	45	25	0	0	2	4	0	0	0	0	0	0	0	16	0	0	0	0	0	0	514	16		

CFC #14 Child and Family Connections 3000 W. Rohmann Ave. West Peoria, IL 61604 - Michelle Harr

61238	9	0	4	5	0	0	0	9	0	0	0	0	0	0	0	0	0	0	0	0	0	0	0	0	0	0	0	0	9	0
61443	14	0	0	0	7	5	2	10	4	0	0	0	0	0	0	0	0	0	0	0	0	0	0	0	0	0	4	0	14	
61491	2	0	0	0	1	1	0	2	0	0	0	0	0	0	0	0	0	0	0	0	0	0	0	0	0	0	0	0	2	
61546	6	2	3	1	0	0	0	5	1	0	0	0	1	0	0	0	0	0	0	0	0	0	0	0	0	0	0	6	0	
61548	14	0	0	0	8	5	1	12	2	0	0	0	0	0	0	0	0	0	0	3	9	0	0	0	0	0	0	0	14	
61554	6	1	3	2	0	0	0	4	2	0	0	0	2	0	0	0	0	0	0	0	0	0	0	0	0	0	0	6	0	
61564	1	0	0	0	0	1	0	0	1	0	0	0	0	0	0	0	0	0	0	0	1	0	0	0	0	0	0	0	1	
61604	6	1	2	3	0	0	0	4	2	3	0	1	1	1	0	0	0	0	0	0	0	0	0	0	0	0	0	6	0	
61605	120	0	0	27	51	36	6	34	86	4	0	6	0	0	0	0	0	0	0	5	11	50	0	0	0	9	0	7	27	93
61607	46	0	0	1	29	16	0	25	21	0	0	0	0	0	0	0	0	0	0	0	0	0	0	0	0	5	3	15	1	45
61616	24	3	2	7	5	7	0	24	0	0	0	0	0	0	0	0	0	0	0	0	0	0	0	0	0	0	0	12	12	
61734	5	0	0	0	1	1	3	0	5	0	0	0	0	0	0	0	0	0	0	2	0	0	0	0	0	3	0	0	5	
NONE	339	248	52	32	4	3	0	0	0	0	0	0	0	0	0	0	0	0	0	0	0	0	0	0	0	0	0	332	7	
TOTAL	592	255	66	78	106	75	12	129	124	7	0	7	4	1	0	0	0	0	0	6	16	60	0	0	0	17	3	26	399	193

CFC #15 Child and Family Connections Serv. Will, Grundy, Kankakee Cnties, Inc 2300 Glenwood Ave. Joliet, IL 60435 - Rachel Cimino

60401	18	3	0	0	11	4	0	7	11	0	0	0	0	0	0	0	0	0	0	3	4	0	0	0	0	0	4	0	3	15
60404	71	0	0	1	34	36	0	37	34	0	0	0	0	0	0	0	0	0	0	5	29	0	0	0	0	0	0	1	70	
60417	44	0	7	3	18	16	0	8	36	0	0	0	2	0	0	0	0	0	0	14	18	0	0	0	0	0	0	10	34	
60421	13	0	0	3	5	4	1	1	12	0	0	0	0	0	0	0	0	0	0	4	5	0	0	0	0	0	0	3	10	
60423	9	0	0	0	7	2	0	7	2	0	0	0	0	0	0	0	0	0	0	0	2	0	0	0	0	0	0	1	9	

Screenings Reported by CFC/CPS/DCFS and ZIP / FY2018 Q2

Zip Code	Total Screened	Ages (in Months)						Not Referred	Total Referred	Screenings of Children involved with DCFS			# of Children Ages 0 to 3 Referred to								# of Children Ages 3 to 5 Referred to					Sub-Totals					
		0-11	12-23	24-35	36-47	48-60	61+			In Intact Family Services	Children of Teen Wards	In Foster Care	LEA EI	LEA (ECSE)	EHS	PI (center-based)	Child Care Program	HV	Other Services	Multiple Services	Rescreening	LEA (ECSE)	PFA	HS	Child Care Program	HV	Other Services	Multiple Services	Rescreening	Ages 0-35 mos.	Ages 36-61+ mos.
60431	13	2	4	4	3	0	0	12	1	0	0	0	0	0	0	0	0	0	0	0	1	0	0	0	0	0	0	0	10	3	
60433	8	0	0	1	5	2	0	0	8	0	0	0	0	1	0	0	0	0	0	0	2	3	0	0	0	0	3	1	7		
60435	536	22	26	30	178	254	26	266	270	0	0	0	13	10	0	0	0	0	1	0	1	31	433	0	0	0	0	2	78	458	
60436	16	0	0	2	7	6	1	3	13	0	0	0	0	1	0	0	0	0	0	0	2	6	0	0	0	0	3	1	2	14	
60440	91	0	0	0	48	43	0	59	32	0	0	0	0	0	0	0	0	0	0	0	6	11	0	0	0	0	0	16	0	91	
60446	65	1	2	0	29	33	0	42	23	0	0	0	0	0	0	0	0	0	0	1	5	9	0	0	2	0	0	12	3	62	
60518	22	0	0	0	6	13	3	20	2	0	0	0	0	0	0	0	0	0	0	0	0	0	0	0	0	2	0	0	0	22	
60531	26	0	0	0	13	12	1	21	5	0	0	0	0	0	0	0	0	0	0	0	0	0	0	0	0	3	0	2	0	26	
60544	106	0	0	30	36	26	3	17	89	0	0	0	0	3	0	0	0	0	0	0	56	30	0	0	0	0	0	0	30	65	
60551	2	0	0	0	2	0	0	1	1	0	0	0	0	0	0	0	0	0	0	0	0	0	0	0	0	1	0	0	0	2	
60586	5	0	1	1	0	3	0	5	0	0	0	0	0	0	0	0	0	0	0	0	0	0	0	0	0	0	0	2	3		
60901	32	6	13	13	0	0	0	24	8	0	0	2	8	0	0	0	0	0	0	0	0	0	0	0	0	0	0	0	32	0	
60914	1	0	0	0	1	0	0	0	1	0	0	0	0	0	0	0	0	0	0	0	0	0	0	0	0	0	0	1	0	1	
60915	11	0	0	0	9	2	0	0	11	0	0	0	0	0	0	0	0	0	0	0	0	11	0	0	0	0	0	0	0	11	
61301	45	0	2	3	22	16	2	42	3	0	0	0	0	0	0	0	0	0	0	0	2	0	0	0	0	0	0	1	5	40	
61342	65	0	2	5	18	35	4	58	7	0	0	0	0	0	0	0	0	0	0	0	0	1	0	0	0	4	0	2	7	57	
61348	27	0	0	0	5	22	0	24	3	0	0	0	0	0	0	0	0	0	0	0	0	0	0	0	0	2	0	1	0	27	
61350	236	1	1	18	102	104	10	140	96	0	0	0	1	1	0	0	0	0	2	0	2	7	72	0	0	0	2	2	7	20	216
61354	48	0	0	3	13	31	1	32	16	0	0	0	0	1	0	0	0	0	0	0	2	9	0	0	0	1	0	1	3	45	
61360	5	0	0	0	3	2	0	4	1	0	0	0	0	0	0	0	0	0	0	0	1	0	0	0	0	0	0	0	0	5	
61364	30	3	3	6	9	9	0	19	11	0	0	0	3	0	0	0	0	0	1	0	0	4	0	0	0	1	0	1	12	18	
NONE	471	382	40	36	8	5	0	0	0	0	0	0	0	0	0	0	0	0	0	0	0	0	0	0	0	0	0	0	458	13	
TOTAL	2016	420	101	159	592	680	52	849	696	0	0	2	27	17	0	0	0	0	4	0	7	141	647	0	0	2	16	9	51	680	1324

CFC #16 Child and Family Connections 103 S. Country Fair Drive Champaign, IL 61821 - Maggie Jones

60938	24	1	1	1	10	10	1	23	1	0	0	0	0	0	0	0	0	0	0	0	1	0	0	0	0	0	0	0	3	21
60957	25	0	1	0	5	19	0	21	4	0	0	0	0	0	0	0	0	0	0	0	2	0	0	0	0	0	0	2	1	24
60970	400	131	110	83	33	43	0	398	2	0	0	0	2	0	0	0	0	0	0	0	0	0	0	0	0	0	0	0	324	76
61704	39	0	0	0	27	12	0	11	28	0	0	0	0	0	0	0	0	0	0	0	11	14	0	0	0	0	0	1	0	39
61745	10	0	0	0	10	0	0	9	1	0	0	0	0	0	0	0	0	0	0	0	0	0	0	0	0	0	0	1	0	10
61752	19	1	4	14	0	0	0	10	9	0	0	0	8	1	0	0	0	0	0	0	0	0	0	0	0	0	0	0	19	0
61764	177	98	27	19	18	15	0	165	12	0	0	0	7	0	0	0	0	0	0	0	1	2	0	0	0	0	0	2	144	33
61802	33	0	0	0	24	8	1	0	33	0	0	0	0	0	0	0	0	0	0	0	0	33	0	0	0	0	0	0	0	33

Screenings Reported by CFC/CPS/DCFS and ZIP / FY2018 Q2

Zip Code	Total Screened	Ages (in Months)						Not Referred	Total Referred	Screenings of Children involved with DCFS			# of Children Ages 0 to 3 Referred to								# of Children Ages 3 to 5 Referred to					Sub-Totals						
		0-11	12-23	24-35	36-47	48-60	61+			In Intact Family Services	Children of Teen Wards	In Foster Care	LEA EI	LEA (ECSE)	EHS	PI (center-based)	Child Care Program	HV	Other Services	Multiple Services	Rescreening	LEA (ECSE)	PFA	HS	Child Care Program	Other HV Services	Multiple Services	Rescreening	Ages 0-35 mos.	Ages 36-61+ mos.		
61821	16	0	0	0	14	2	0	0	16	0	0	0	0	0	0	0	0	0	0	0	4	12	0	0	0	0	0	0	0	0	0	16
61832	229	4	9	12	100	99	5	108	121	1	0	2	0	0	0	0	0	0	0	61	56	0	0	0	5	0	4	25	204			
61866	25	0	0	0	11	12	2	3	22	0	0	1	0	0	0	0	0	0	0	3	0	0	0	0	18	0	1	0	25			
NONE	544	472	48	16	3	5	0	0	0	0	0	0	0	0	0	0	0	0	0	0	0	0	0	0	0	0	0	536	8			
TOTAL	1541	707	200	145	255	225	9	748	249	1	0	3	17	1	0	0	0	0	0	83	117	0	0	0	23	0	11	1052	489			

CFC #17 Child and Family Connections 510 Maine Street Suite 615 Quincy, IL 62301 - Michelle Schwanke & Ashley Edwards

62016	54	0	0	0	25	20	9	50	4	0	0	0	0	0	0	0	0	0	0	0	0	0	0	0	0	0	0	0	0	0	54
62044	2	0	0	0	1	1	0	1	1	0	0	0	0	0	0	0	0	0	0	1	0	0	0	0	0	0	0	0	0	2	
62047	1	0	0	0	1	0	0	1	0	0	0	0	0	0	0	0	0	0	0	0	0	0	0	0	0	0	0	0	1		
62082	6	0	0	0	4	2	0	4	2	0	0	0	0	0	0	0	0	0	0	0	0	0	0	0	0	0	2	0	6		
62092	3	0	0	0	2	1	0	2	1	0	0	0	0	0	0	0	0	0	0	0	0	0	0	0	0	0	1	0	3		
62345	5	0	4	1	0	0	0	5	0	0	0	0	0	0	0	0	0	0	0	0	0	0	0	0	0	0	0	5	0		
62353	31	2	4	4	8	10	3	27	4	0	0	0	0	0	0	0	0	0	0	0	0	0	0	0	0	0	4	10	21		
62363	1	0	0	1	0	0	0	1	0	0	0	0	0	0	0	0	0	0	0	0	0	0	0	0	0	0	0	1	0		
62618	10	0	0	0	2	0	0	9	1	0	0	0	0	0	0	0	0	0	0	0	0	0	0	0	0	0	1	0	2		
62621	2	0	0	0	1	1	0	1	1	0	0	0	0	0	0	0	0	0	0	0	0	0	0	0	0	0	1	0	2		
62650	236	0	0	7	78	113	38	188	48	4	0	1	0	0	0	0	0	0	0	7	0	0	0	0	0	0	37	7	229		
62692	1	0	0	0	0	1	0	1	0	0	0	0	0	0	0	0	0	0	0	0	0	0	0	0	0	0	0	0	1		
62694	28	0	0	1	16	10	1	24	4	1	0	0	0	0	0	0	0	0	0	0	0	0	0	0	0	0	4	1	27		
NONE	255	217	19	16	2	1	0	0	0	0	0	0	0	0	0	0	0	0	0	0	0	0	0	0	0	0	0	252	3		
TOTAL	635	219	27	30	140	160	51	314	66	5	0	1	0	0	0	0	0	0	8	0	0	0	0	0	0	0	54	276	351		

CFC #18 Child and Family Connections Sangamon Co. Public Health Department 2833 South Grand Avenue, East Springfield, IL 62703 - Lisa McGlothlin

62642	15	7	7	0	0	0	0	10	5	0	0	0	3	0	0	0	0	0	0	0	0	0	0	0	0	0	0	0	14	0
NONE	372	313	39	18	1	1	0	0	0	0	0	0	0	0	0	0	0	0	0	0	0	0	0	0	0	0	0	370	2	
TOTAL	387	320	46	18	1	1	0	10	5	0	0	0	3	0	0	0	0	0	0	0	0	0	0	0	0	0	0	384	2	

CFC #19 Child and Family Connections c/o Macon County Mental Health Board 132 South Water, Suite 604 Decatur, IL 62523 - Debbie Floyd

62522	67	23	15	29	0	0	0	62	5	8	1	1	1	0	0	0	0	0	0	0	0	0	0	0	0	0	0	67	0
-------	----	----	----	----	---	---	---	----	---	---	---	---	---	---	---	---	---	---	---	---	---	---	---	---	---	---	---	----	---

Screenings Reported by CFC/CPS/DCFS and ZIP / FY2018 Q2

Zip Code	Total Screened	Ages (in Months)						Not Referred	Total Referred	Screenings of Children involved with DCFS			# of Children Ages 0 to 3 Referred to								# of Children Ages 3 to 5 Referred to					Sub-Totals								
		0-11	12-23	24-35	36-47	48-60	61+			In Intact Family Services	Children of Teen Wards	In Foster Care	LEA EI	LEA (ECSE)	EHS	PI (center-based)	Child Care Program	HV	Other Services	Multiple Services	Rescreening	LEA (ECSE)	PFA	HS	Child Care Program	Other HV Services	Multiple Services	Rescreening	Ages 0-35 mos.	Ages 36-61+ mos.				
NONE	395	323	44	16	5	7	0	0	0	0	0	0	0	0	0	0	0	0	0	0	0	0	0	0	0	0	0	0	0	0	0	0	383	12
TOTAL	462	346	59	45	5	7	0	62	5	8	1	1	1	0	0	0	0	0	0	0	0	0	0	0	0	0	0	0	0	0	0	450	12	

CFC #20 Child and Family Connections 1901 S. 4th St. Suite 209 Effingham, IL 62401 - Rita Wahl

62439	3	0	0	2	1	0	0	0	3	0	0	1	0	2	0	0	0	0	0	0	0	0	0	0	0	0	0	0	0	0	0	0	2	1
62626	8	0	3	5	0	0	0	5	3	0	0	0	3	0	0	0	0	0	0	2	0	0	0	0	0	0	0	0	0	0	0	8	0	
NONE	380	328	29	16	5	2	0	0	0	0	0	0	0	0	0	0	0	0	0	0	0	0	0	0	0	0	0	0	0	0	0	373	7	
TOTAL	391	328	32	23	6	2	0	5	6	0	0	1	3	2	0	0	0	0	0	0	0	0	0	0	0	0	0	0	0	0	0	383	8	

CFC #21 Child and Family Connections 4 Eagle Center Suite #4 O'Fallon, IL 62269 - Nicole Van Hise

62010	1	0	1	0	0	0	0	0	1	0	0	0	1	0	0	0	0	0	0	0	0	0	0	0	0	0	0	0	0	0	0	1	0
62025	33	0	0	6	18	8	1	8	25	0	0	0	0	0	0	0	0	0	0	0	1	24	0	0	0	0	0	0	0	0	6	27	
62040	663	195	193	122	71	82	0	654	9	0	0	0	9	0	0	0	0	0	0	0	0	0	0	0	0	0	0	0	0	0	510	153	
62206	23	0	0	2	5	13	3	3	20	0	0	0	0	0	0	0	0	0	2	0	4	0	0	0	0	0	0	15	3	2	21		
62220	29	8	7	2	9	3	0	17	12	1	0	0	0	0	0	0	0	0	0	0	1	11	0	0	0	0	0	0	0	17	12		
62221	29	0	0	0	17	11	1	20	9	0	0	0	0	0	0	0	0	0	0	0	7	22	0	0	0	2	0	0	0	0	29		
62223	28	1	2	12	10	3	0	12	16	0	0	0	1	3	0	0	0	0	2	3	0	1	9	0	0	0	1	1	0	15	13		
62257	3	0	0	0	0	3	0	3	0	0	0	0	0	0	0	0	0	0	0	0	0	0	0	0	0	0	0	0	0	0	0	3	
62272	3	0	0	0	2	1	0	0	3	0	0	0	0	0	0	0	0	0	0	0	0	2	1	0	0	0	0	0	0	0	0	3	
62288	1	0	0	0	1	0	0	0	1	0	0	0	0	0	0	0	0	0	0	0	0	1	0	0	0	0	0	0	0	0	0	1	
62294	30	3	1	10	11	5	0	5	24	0	0	0	1	4	0	0	0	0	0	0	1	16	0	0	0	0	0	0	0	14	16		
NONE	806	686	64	32	14	10	0	0	0	0	0	0	0	0	0	0	0	0	0	0	0	0	0	0	0	0	0	0	0	0	782	24	
TOTAL	1649	893	268	186	158	139	5	722	120	1	0	0	12	7	0	0	0	0	2	5	2	15	85	1	0	0	3	16	3	1347	302		

CFC #22 Child and Family Connections 101 South Lincoln Centralia, IL 62801 - Bill Ferguson

62812	5	0	0	0	3	2	0	0	5	0	0	0	0	0	0	0	0	0	0	0	5	0	0	0	0	0	0	0	0	0	0	5
62822	2	0	0	0	0	2	0	0	2	0	0	0	0	0	0	0	0	0	0	0	2	0	0	0	0	0	0	0	0	0	0	2
62884	2	0	0	1	0	1	0	0	2	0	0	0	0	0	0	0	0	0	0	0	2	0	0	0	0	0	0	0	0	1	1	
62890	1	0	0	0	1	0	0	0	1	0	0	0	0	0	0	0	0	0	0	0	1	0	0	0	0	0	0	0	0	0	1	
62918	2	0	0	0	2	0	0	0	2	0	0	0	0	0	0	0	0	0	0	0	1	0	0	1	0	0	1	2	0	2		

Screenings Reported by CFC/CPS/DCFS and ZIP / FY2018 Q2

Zip Code	Total Screened	Ages (in Months)						Not Referred	Total Referred	Screenings of Children involved with DCFS			# of Children Ages 0 to 3 Referred to								# of Children Ages 3 to 5 Referred to					Sub-Totals							
		0-11	12-23	24-35	36-47	48-60	61+			In Intact Family Services	Children of Teen Wards	In Foster Care	LEA EI	LEA (ECSE)	PI EHS	Child Care based Program	Child Care Program	HV	Other Services	Multiple Services	Rescreening	LEA (ECSE)	PFA	HS	Child Care Program	Other HV Services	Multiple Services	Rescreening	Ages 0-35 mos.	Ages 36-61+ mos.			
NONE	416	334	42	22	8	10	0	0	0	0	0	0	0	0	0	0	0	0	0	0	0	0	0	0	0	0	0	0	0	0	0	398	18
TOTAL	428	334	42	23	14	15	0	0	12	0	0	0	0	0	0	0	0	0	0	0	1	10	0	1	0	0	1	0	2	399	29		

CFC #23 Child and Family Connections c/o WOVSED 800 S. Division, P.O. Box 320 Norris City, IL 62869 - Kathy Murphy

62410	1	0	0	0	1	0	0	0	1	0	0	0	0	0	0	0	0	0	0	0	0	1	0	0	0	0	0	0	1	0	1
62476	3	0	0	0	2	1	0	0	3	0	0	0	0	0	0	0	0	0	0	0	0	3	0	0	0	0	0	0	3	0	3
62806	28	0	6	8	7	7	0	25	3	0	0	0	0	0	0	0	0	0	0	0	0	2	0	0	0	1	0	1	14	14	
62817	6	0	0	0	1	3	2	0	6	0	0	0	0	0	0	0	0	0	0	0	0	6	0	0	0	0	0	3	0	6	
62821	6	0	0	0	3	3	0	0	6	0	0	0	0	0	0	0	0	0	0	0	0	6	0	0	0	0	0	4	0	6	
62823	1	0	0	0	0	0	1	0	1	0	0	0	0	0	0	0	0	0	0	0	0	1	0	0	0	0	0	1	0	1	
62835	18	0	1	2	8	7	0	15	3	0	0	0	0	0	0	0	0	0	0	0	0	3	0	0	0	0	0	2	3	15	
62837	46	1	1	1	28	14	1	13	33	0	0	0	1	0	0	0	0	0	0	0	3	29	0	0	0	0	0	20	3	43	
62859	22	5	5	5	3	4	0	6	16	0	0	0	1	0	0	0	11	0	0	1	11	0	1	0	4	0	0	5	15	7	
62863	148	81	22	15	8	22	0	127	21	0	0	1	7	0	0	0	0	0	1	1	16	0	1	0	0	0	0	1	118	30	
62869	3	1	0	0	2	0	0	0	3	0	0	0	1	0	0	0	0	0	0	0	0	2	0	0	0	0	0	2	1	2	
62871	1	0	0	1	0	0	0	0	1	0	0	0	1	0	0	0	0	0	0	0	0	0	0	0	0	0	0	0	1	0	
62893	1	0	0	0	1	0	0	0	1	0	0	0	0	0	0	0	0	0	0	0	0	1	0	0	0	0	0	1	0	1	
62895	1	0	0	0	1	0	0	0	1	0	0	0	0	0	0	0	0	0	0	0	0	1	0	0	0	0	0	1	0	1	
62924	3	0	1	0	2	0	0	0	3	0	0	0	1	0	0	0	1	0	0	1	1	0	0	0	2	0	0	2	1	2	
62930	15	0	0	1	12	2	0	0	15	0	0	0	0	0	0	0	0	0	0	0	1	0	14	0	0	0	0	0	11	1	14
62935	1	0	0	0	1	0	0	0	1	0	0	0	0	0	0	0	0	0	0	0	0	1	0	0	0	0	0	1	0	1	
62946	63	3	5	3	30	20	2	40	23	0	0	0	0	0	0	0	0	0	0	0	3	20	0	0	0	0	0	10	11	52	
62954	1	0	0	0	1	0	0	0	1	0	0	0	0	0	0	0	0	0	0	0	0	1	0	0	0	0	0	1	0	1	
62984	11	6	2	3	0	0	0	11	0	0	0	0	0	0	0	0	0	0	0	0	0	0	0	0	0	0	0	0	11	0	
NONE	145	129	10	4	1	1	0	0	0	0	0	0	0	0	0	0	0	0	0	0	0	0	0	0	0	0	0	0	0	143	2
TOTAL	524	226	53	43	112	84	6	237	142	0	0	1	12	0	0	0	12	0	1	3	29	6	93	0	6	0	1	0	70	322	202

CFC #24 Child and Family Connections c/o Archway, Inc. 2751 W. Main, P.O. Box 1180 Carbondale, IL 62901-1180 - Deanna Cruse

62274	4	0	0	0	4	0	0	0	4	0	0	0	0	0	0	0	0	0	0	0	0	4	0	0	0	0	0	0	0	0	4
62832	9	2	2	0	1	4	0	6	3	0	0	0	0	0	0	0	0	0	0	0	0	3	0	0	0	0	0	0	4	5	
62901	130	15	16	14	38	36	11	103	27	0	0	4	2	0	0	0	6	12	6	2	6	0	3	0	0	0	0	0	45	85	
62902	14	0	0	3	7	4	0	0	14	0	0	0	0	0	0	0	0	0	0	0	0	14	0	0	0	0	0	0	3	11	
62903	12	2	2	3	5	0	0	0	12	0	0	0	0	0	0	2	4	0	5	5	0	6	0	0	0	0	5	5	7	5	

Screenings Reported by CFC/CPS/DCFS and ZIP / FY2018 Q2

Zip Code	Total Screened	Ages (in Months)						Not Referred	Total Referred	Screenings of Children involved with DCFS			# of Children Ages 0 to 3 Referred to							# of Children Ages 3 to 5 Referred to					Sub-Totals							
		0-11	12-23	24-35	36-47	48-60	61+			In Intact Family Services	Children of Teen Wards	In Foster Care	LEA EI	LEA (ECSE)	EHS	PI (center-based)	Child Care Program	HV	Other Services	Multiple Services	Rescreening	LEA (ECSE)	PFA	HS	Child Care Program	Other HV Services	Multiple Services	Rescreening	Ages 0-35 mos.	Ages 36-61+ mos.		
62907	1	0	0	0	1	0	0	0	1	0	0	0	0	0	0	0	0	0	0	0	1	0	0	0	0	0	0	0	0	0	0	1
62924	11	2	2	4	3	0	0	4	7	0	0	0	1	0	0	0	4	0	0	2	4	0	1	0	2	0	0	0	2	8	3	
62931	2	0	0	0	1	1	0	0	2	0	0	0	0	0	0	0	0	0	0	0	0	2	0	0	0	0	0	0	0	0	2	
62932	6	4	0	0	1	1	0	0	6	0	0	0	0	0	4	0	0	0	0	0	0	2	0	0	0	0	0	0	4	2		
62966	30	3	2	1	12	11	1	7	23	0	0	0	0	0	0	0	0	0	0	0	1	22	0	0	0	0	0	0	6	24		
62982	0	0	0	0	0	0	0	0	0	0	0	0	0	0	0	0	0	0	0	0	0	0	0	0	0	0	0	0	0	0	0	
62997	1	0	0	0	1	0	0	0	1	0	0	0	0	0	0	0	0	0	0	0	0	1	0	0	0	0	0	0	0	0	1	
NONE	240	200	28	10	0	2	0	0	0	0	0	0	0	0	0	0	0	0	0	0	0	0	0	0	0	0	0	0	238	2		
TOTAL	460	228	52	35	74	59	12	120	100	0	0	4	3	0	0	4	12	16	6	9	15	1	59	0	2	0	0	5	7	315	145	

CFC #25 Child and Family Connections Options & Advocacy for McHenry Co. 365 Millennium Drive, Suite A Crystal Lake, IL 60012 - Karen Rios

60012	37	0	0	0	15	20	2	15	22	0	0	0	0	0	0	0	0	0	0	0	0	0	0	0	0	0	0	0	22	0	37
60013	107	11	20	26	23	26	1	99	8	0	0	0	0	0	0	0	0	0	0	5	2	0	0	0	0	0	0	1	57	50	
60014	339	60	87	54	48	88	2	100	239	0	0	0	0	0	0	0	0	0	0	31	0	0	0	0	5	0	6	201	138		
60033	42	0	0	0	22	18	2	42	0	0	0	0	0	0	0	0	0	0	0	0	0	0	0	0	0	0	0	0	0	0	42
60042	52	2	13	17	11	9	0	48	4	0	0	0	1	0	0	0	0	0	0	3	0	0	0	0	0	0	0	32	20		
60050	14	0	0	0	7	5	2	14	0	0	0	0	0	0	0	0	0	0	0	0	0	0	0	0	0	0	0	0	0	14	
60081	5	0	0	1	4	0	0	1	4	0	0	0	0	0	0	0	0	1	0	3	0	0	0	0	0	0	0	1	4	4	
60097	0	0	0	0	0	0	0	0	0	0	0	0	0	0	0	0	0	0	0	0	0	0	0	0	0	0	0	0	0	0	0
60098	146	6	12	18	57	53	0	99	44	0	0	2	0	0	0	0	0	0	0	9	40	0	0	0	2	0	0	36	110		
60102	2	0	0	0	1	1	0	2	0	0	0	0	0	0	0	0	0	0	0	0	0	0	0	0	0	0	0	0	0	2	2
60142	110	1	7	26	31	45	0	101	9	0	0	0	1	5	0	0	0	0	2	0	0	0	0	1	0	0	34	76			
60152	11	0	0	1	5	5	0	2	9	0	0	0	0	0	0	0	0	0	0	9	0	0	0	0	0	0	1	10	10		
60156	156	3	12	38	50	49	4	127	4	0	0	0	1	0	0	0	0	0	1	13	8	0	0	0	0	0	53	103			
NONE	213	198	4	10	0	1	0	0	0	0	0	0	0	0	0	0	0	0	0	0	0	0	0	0	0	0	0	212	1		
TOTAL	1234	281	155	191	274	320	13	650	343	0	0	2	3	5	0	0	0	3	1	0	64	59	0	0	0	8	0	29	627	607	

Chicago Health Department / Clinics , -

NONE	2756	2561	71	102	13	9	0	0	0	0	0	0	0	0	0	0	0	0	0	0	0	0	0	0	0	0	0	0	2734	22
TOTAL	2756	2561	71	102	13	9	0	0	0	0	0	0	0	0	0	0	0	0	0	0	0	0	0	0	0	0	0	2734	22	

Screenings Reported by CFC/CPS/DCFS and Month / FY2018 Q2

Month	Total Screened	Ages (in Months)						Not Referred	Total Referred	Screenings of Children involved with DCFS			# of Children Ages 0 to 3 Referred to							# of Children Ages 3 to 5 Referred to					Sub-Totals						
		0-11	12-23	24-35	36-47	48-60	61+			In Intact	Children of Teen	In Foster Care	LEA EI	LEA (ECSE)	PI (center-based)	Child Care Program	Other HV	Multiple Services	Rescreening	LEA (ECSE)	PFA	HS	Child Care Program	Other HV	Multiple Services	Rescreening	Ages 0-35 mos.	Ages 36-61+ mos.			
CFC #01 Child and Family Connections 1752 Windsor Road, Suite 102 P.O. Box 16390 Loves Park, IL 61132-6390 - Dee Dee Lowery																															
Aug-17	9	0	0	0	6	3	0	5	4	0	0	0	0	0	0	0	0	0	0	0	0	0	0	0	0	0	0	0	9		
Sep-17	443	24	37	49	201	130	2	169	274	7	0	14	2	0	0	0	0	0	0	0	0	0	0	0	5	101	109	110	333		
Oct-17	352	16	15	14	188	113	6	154	198	4	0	6	3	3	0	0	0	1	0	0	3	53	127	0	0	0	12	44	40	45	307
Nov-17	316	15	22	39	159	77	4	140	176	1	0	3	2	1	0	0	0	2	0	0	6	40	115	0	0	0	5	37	42	76	240
Dec-17	394	134	55	47	105	44	9	112	101	8	1	7	1	1	0	0	0	1	3	0	3	15	74	0	0	0	5	26	22	236	158
TOTAL	1514	189	129	149	659	367	21	580	753	20	1	30	8	5	0	0	0	4	3	0	29	131	535	0	0	0	31	208	213	467	1047
CFC #02 Child and Family Connections Lake County Health Department 3010 Grand Avenue, 2nd Floor Waukegan, IL 60085 - Donna Musser																															
Oct-17	229	41	67	82	22	15	2	178	51	2	0	8	12	8	0	0	0	4	2	1	1	8	14	0	0	0	4	1	4	190	39
Nov-17	186	34	62	60	16	11	3	9	29	1	0	9	10	8	0	0	0	0	2	0	0	8	10	0	0	0	1	3	3	156	30
Dec-17	912	592	103	60	71	85	1	153	170	0	0	0	8	4	0	0	0	0	6	0	2	18	60	75	0	0	0	0	0	755	157
TOTAL	1327	667	232	202	109	111	6	340	250	3	0	17	30	20	0	0	0	4	10	1	3	34	84	75	0	0	5	4	7	1101	226
CFC #03 Child and Family Connections 27 South State Avenue Suite 101 Freeport, IL 61032 - Angela Hodges																															
Oct-17	305	78	24	19	82	93	9	232	61	0	0	0	3	0	0	1	0	0	0	0	12	16	36	1	2	0	0	0	4	121	184
Nov-17	144	85	9	8	19	22	1	113	17	0	0	1	2	0	0	0	0	0	1	0	14	3	6	3	0	0	0	0	1	102	42
Dec-17	471	328	38	30	45	26	4	88	21	0	0	1	0	1	0	0	0	0	2	0	1	1	10	0	0	0	0	0	3	396	75
TOTAL	920	491	71	57	146	141	14	433	99	0	0	2	5	1	0	1	0	0	3	0	27	20	52	4	2	0	0	0	8	619	301
CFC #04 Child and Family Connections 1551 East Fabyan Parkway Geneva, IL 60134 - Ellana Mavromatis																															
Sep-17	35	1	7	0	18	8	1	19	16	0	0	0	0	0	0	0	0	0	0	0	0	15	1	0	0	0	0	0	0	8	27
Oct-17	415	27	34	32	177	140	5	194	152	0	0	2	13	0	0	0	0	0	2	0	8	45	81	0	1	0	17	16	27	93	322
Nov-17	247	17	25	20	112	67	3	107	122	1	0	3	4	3	0	0	0	0	0	0	2	35	55	0	0	0	12	4	17	62	182
Dec-17	992	779	41	33	86	50	11	112	83	0	0	0	7	5	0	0	0	0	0	0	5	27	26	0	0	0	11	3	12	853	147
TOTAL	1689	824	107	85	393	265	20	432	373	1	0	5	24	8	0	0	0	0	2	0	15	122	163	0	1	0	40	23	56	1016	678
CFC #05 Child and Family Connections 750 Warrenville Road Suite 300 Lisle, IL 60532 - Lori Orr																															
Oct-17	347	39	70	57	113	51	17	170	177	1	0	1	28	5	0	0	0	5	0	0	11	50	55	1	0	0	7	0	22	166	181
Nov-17	325	47	67	93	76	38	4	212	113	0	0	0	27	1	0	0	0	4	6	1	2	44	25	0	0	0	2	0	4	207	118
Dec-17	918	623	94	93	63	41	4	195	105	1	0	1	23	7	0	0	0	1	2	1	6	26	19	1	0	0	0	0	19	810	108
TOTAL	1590	709	231	243	252	130	25	577	395	2	0	2	78	13	0	0	0	10	8	2	19	120	99	2	0	0	9	0	45	1183	407
CFC #06 Child and Family Connections 1835 West Central Road Arlington Heights, IL 60005 - Brenda DeVito																															
Oct-17	132	0	5	16	50	58	3	28	104	1	0	1	6	9	0	0	0	0	0	0	1	29	26	0	1	0	31	2	3	21	111
Nov-17	59	0	0	3	26	30	0	7	52	0	0	0	0	2	0	0	0	0	0	0	0	20	14	0	0	0	12	0	5	3	56

Screenings Reported by CFC/CPS/DCFS and Month / FY2018 Q2

Month	Total Screened	Ages (in Months)						Not Referred	Total Referred	Screenings of Children involved with DCFS			# of Children Ages 0 to 3 Referred to								# of Children Ages 3 to 5 Referred to					Sub-Totals						
		0-11	12-23	24-35	36-47	48-60	61+			In Intact Family Services	Children of Teen Wards	In Foster Care	LEA EI	LEA (ECSE)	PI (center-based)	Child Care Program	HV	Other Services	Multiple Services	Rescreening	LEA (ECSE)	PFA	HS	Child Care Program	Other HV Services	Multiple Services	Rescreening	Ages 0-35 mos.	Ages 36-61+ mos.			
Dec-17	88	0	0	8	39	35	6	25	63	0	0	0	0	3	0	0	0	0	1	0	1	20	19	0	0	0	14	1	4	8	80	
TOTAL	279	0	5	27	115	123	9	60	219	1	0	1	6	14	0	0	0	0	1	0	2	69	59	0	1	0	57	3	12	32	247	
CFC #07 Child and Family Connections One Westbrook Corporate Center Suite 640 Westchester, IL 60154 - JoAnn Alferink																																
Oct-17	87	0	1	5	32	49	0	14	73	0	0	0	1	1	0	0	0	0	0	0	1	9	53	0	0	0	1	0	8	6	81	
Nov-17	333	39	51	70	83	84	5	252	81	0	0	0	3	1	0	0	0	0	1	0	0	5	69	0	0	0	2	0	0	160	172	
Dec-17	172	107	21	8	19	16	1	50	29	0	0	0	1	0	0	0	0	0	0	0	0	7	21	0	0	0	0	0	0	136	36	
TOTAL	592	146	73	83	134	149	6	316	183	0	0	0	5	2	0	0	0	0	1	0	1	21	143	0	0	0	3	0	8	302	289	
CFC #09 Child and Family Connections 5422 W. Roosevelt Road Chicago, IL 60644 - Grace Ortiz																																
Dec-17	322	297	21	4	0	0	0	0	0	0	0	0	0	0	0	0	0	0	0	0	0	0	0	0	0	0	0	0	0	322	0	
TOTAL	322	297	21	4	0	0	0	0	0	0	0	0	0	0	0	0	0	0	0	0	0	0	0	0	0	0	0	0	322	0		
CFC #13 Child and Family Connections 130 S. Lafayette Street Suite 200 Macomb, IL 61455 - Chuck Farr																																
Sep-17	4	0	0	0	3	1	0	0	4	0	0	0	0	0	0	0	0	0	0	0	0	0	4	0	0	0	0	0	0	0	4	
Oct-17	21	3	11	5	2	0	0	17	4	0	0	1	2	0	0	0	0	0	0	0	0	0	2	0	0	0	0	0	0	19	2	
Nov-17	39	12	10	9	8	0	0	22	17	0	0	1	2	0	0	0	0	0	0	0	5	0	10	0	0	0	0	0	0	31	8	
Dec-17	466	426	28	10	2	0	0	6	0	0	0	0	0	0	0	0	0	0	0	0	0	0	0	0	0	0	0	0	464	2		
TOTAL	530	441	49	24	15	1	0	45	25	0	0	2	4	0	0	0	0	0	0	0	5	0	16	0	0	0	0	0	0	514	16	
CFC #14 Child and Family Connections 3000 W. Rohmann Ave. West Peoria, IL 61604 - Michelle Harr																																
Oct-17	108	4	9	17	37	37	4	66	42	2	0	0	1	0	0	0	0	0	0	0	4	4	28	0	0	0	4	3	8	30	78	
Nov-17	93	2	5	16	41	23	6	22	71	4	0	4	3	0	0	0	0	0	0	0	2	11	32	0	0	0	8	0	14	23	70	
Dec-17	391	249	52	45	28	15	2	41	11	1	0	3	0	1	0	0	0	0	0	0	0	1	0	0	0	0	5	0	4	346	45	
TOTAL	592	255	66	78	106	75	12	129	124	7	0	7	4	1	0	0	0	0	0	0	6	16	60	0	0	0	17	3	26	399	193	
CFC #15 Child and Family Connections Serv. Will. Grundy, Kankakee Cnties, Inc 2300 Glenwood Ave. Joliet, IL 60435 - Rachel Cimino																																
Aug-17	127	0	0	3	63	61	0	89	38	0	0	0	0	2	0	0	0	0	0	0	0	10	93	0	0	0	0	0	1	3	124	
Sep-17	240	0	0	9	89	136	6	16	224	0	0	0	0	3	0	0	0	0	0	0	0	11	213	0	0	0	0	0	0	9	231	
Oct-17	618	17	24	38	217	292	20	449	169	0	0	0	11	6	0	0	0	0	2	0	2	56	208	0	0	2	10	3	23	79	529	
Nov-17	216	9	14	29	84	74	4	101	115	0	0	0	5	1	0	0	0	0	1	0	5	34	58	0	0	0	2	2	4	52	162	
Dec-17	815	394	63	80	139	117	22	194	150	0	0	2	11	5	0	0	0	0	1	0	0	30	75	0	0	0	4	4	23	537	278	
TOTAL	2016	420	101	159	592	680	52	849	696	0	0	2	27	17	0	0	0	0	0	0	4	7	141	647	0	0	2	16	9	51	680	1324
CFC #16 Child and Family Connections 103 S. Country Fair Drive Champaign, IL 61821 - Maggie Jones																																
Oct-17	514	80	56	62	149	162	5	349	165	1	0	2	12	1	0	0	0	0	0	0	0	67	73	0	0	0	7	0	7	198	316	

Screenings Reported by CFC/CPS/DCFS and Month / FY2018 Q2

Month	Total Screened	Ages (in Months)						Not Referred	Total Referred	Screenings of Children involved with DCFS			# of Children Ages 0 to 3 Referred to								# of Children Ages 3 to 5 Referred to					Sub-Totals					
		0-11	12-23	24-35	36-47	48-60	61+			In Intact Family Services	Children of Teen Wards	In Foster Care	LEA EI	LEA (ECSE)	PI (center-based)	Child Care Program	Other HV Services	Multiple Services	Rescreening	LEA (ECSE)	PFA	HS	Child Care Program	Other HV Services	Multiple Services	Rescreening	Ages 0-35 mos.	Ages 36-61+ mos.			
Nov-17	279	80	54	28	78	38	1	223	56	0	0	1	1	0	0	0	0	0	0	0	15	34	0	0	0	3	0	4	162	117	
Dec-17	748	547	90	55	28	25	3	176	28	0	0	0	4	0	0	0	0	0	0	0	1	10	0	0	0	13	0	0	692	56	
TOTAL	1541	707	200	145	255	225	9	748	249	1	0	3	17	1	0	0	0	0	0	83	117	0	0	0	23	0	11	1052	489		
CFC #17 Child and Family Connections 510 Maine Street Suite 615 Quincy, IL 62301 - Michelle Schwanke & Ashley Edwards																															
Oct-17	201	0	1	5	94	79	14	158	43	4	0	1	0	0	0	0	0	0	0	0	4	0	0	0	0	0	0	37	6	187	
Nov-17	176	2	6	9	44	78	37	153	23	1	0	0	0	0	0	0	0	0	0	2	4	0	0	0	0	0	0	17	17	159	
Dec-17	258	217	20	16	2	3	0	3	0	0	0	0	0	0	0	0	0	0	0	0	0	0	0	0	0	0	0	253	5		
TOTAL	635	219	27	30	140	160	51	314	66	5	0	1	0	0	0	0	0	0	0	8	0	0	0	0	0	0	54	276	351		
CFC #18 Child and Family Connections Sangamon Co. Public Health Department 2833 South Grand Avenue, East Springfield, IL 62703 - Lisa McGlothlin																															
Sep-17	8	4	3	0	0	0	0	7	1	0	0	0	1	0	0	0	0	0	0	0	0	0	0	0	0	0	0	7	0		
Oct-17	3	0	3	0	0	0	0	2	1	0	0	0	0	0	0	0	0	0	0	0	0	0	0	0	0	0	0	3	0		
Nov-17	3	2	1	0	0	0	0	1	2	0	0	0	1	0	0	0	0	0	0	1	0	0	0	0	0	0	0	3	0		
Dec-17	373	314	39	18	1	1	0	0	1	0	0	0	1	0	0	0	0	0	0	0	0	0	0	0	0	0	0	371	2		
TOTAL	387	320	46	18	1	1	0	10	5	0	0	0	3	0	0	0	0	0	0	2	0	0	0	0	0	0	0	384	2		
CFC #19 Child and Family Connections c/o Macon County Mental Health Board 132 South Water, Suite 604 Decatur, IL 62523 - Debbie Floyd																															
Oct-17	15	4	4	7	0	0	0	14	1	2	0	0	1	0	0	0	0	0	0	0	0	0	0	0	0	0	0	15	0		
Nov-17	30	15	5	10	0	0	0	26	4	5	0	0	0	0	0	0	0	0	0	0	0	0	0	0	0	0	0	30	0		
Dec-17	417	327	50	28	5	7	0	22	0	1	1	1	0	0	0	0	0	0	0	0	0	0	0	0	0	0	0	405	12		
TOTAL	462	346	59	45	5	7	0	62	5	8	1	1	1	0	0	0	0	0	0	0	0	0	0	0	0	0	0	450	12		
CFC #20 Child and Family Connections 1901 S. 4th St. Suite 209 Effingham, IL 62401 - Rita Wahl																															
Oct-17	1	0	0	0	1	0	0	0	1	0	0	0	0	0	0	0	0	0	0	0	1	0	0	0	0	0	0	0	1		
Nov-17	2	0	0	2	0	0	0	0	2	0	0	1	0	2	0	0	0	0	0	0	0	0	0	0	0	0	0	2	0		
Dec-17	388	328	32	21	5	2	0	5	3	0	0	0	3	0	0	0	0	0	0	2	0	0	0	0	0	0	0	381	7		
TOTAL	391	328	32	23	6	2	0	5	6	0	0	1	3	2	0	0	0	0	0	2	1	0	0	0	0	0	0	383	8		
CFC #21 Child and Family Connections 4 Eagle Center Suite #4 O'Fallon, IL 62269 - Nicole Van Hise																															
Oct-17	431	109	109	76	70	65	2	374	57	1	0	0	5	3	0	0	0	0	2	3	0	1	34	0	0	0	1	13	2	294	137
Nov-17	14	4	1	6	2	1	0	6	8	0	0	0	1	0	0	0	0	0	0	2	2	2	0	1	0	0	0	2	0	11	3
Dec-17	1204	780	158	104	86	73	3	342	55	0	0	0	6	4	0	0	0	0	0	0	12	51	0	0	0	2	1	1	1042	162	
TOTAL	1649	893	268	186	158	139	5	722	120	1	0	0	12	7	0	0	0	0	2	5	2	15	85	1	0	0	3	16	3	1347	302

Screenings Reported by CFC/CPS/DCFS and Month / FY2018 Q2

Month	Total Screened	Ages (in Months)						Not Referred	Total Referred	Screenings of Children involved with DCFS			# of Children Ages 0 to 3 Referred to								# of Children Ages 3 to 5 Referred to					Sub-Totals					
		0-11	12-23	24-35	36-47	48-60	61+			In Intact Family Services	Children of Teen Wards	In Foster Care	LEA EI	LEA (ECSE)	PI (center-based)	Child Care Program	HV	Other Services	Multiple Services	Rescreening	LEA (ECSE)	PFA	HS	Child Care Program	Other HV Services	Multiple Services	Rescreening	Ages 0-35 mos.	Ages 36-61+ mos.		
CFC #22 Child and Family Connections 101 South Lincoln Centralia, IL 62801 - Bill Ferguson																															
Nov-17	7	0	0	1	3	3	0	0	7	0	0	0	0	0	0	0	0	0	0	0	0	7	0	0	0	0	0	0	1	6	
Dec-17	421	334	42	22	11	12	0	0	5	0	0	0	0	0	0	0	0	0	0	0	1	3	0	1	0	0	1	2	398	23	
TOTAL	428	334	42	23	14	15	0	0	12	0	0	0	0	0	0	0	0	0	0	1	10	0	1	0	0	1	2	399	29		
CFC #23 Child and Family Connections c/o WOVSED 800 S. Division, P.O. Box 320 Norris City, IL 62869 - Kathy Murphy																															
Oct-17	169	40	20	20	52	31	6	60	109	0	0	0	7	0	0	0	12	0	1	3	17	5	78	0	6	0	0	0	55	80	89
Nov-17	141	40	14	14	40	33	0	122	19	0	0	1	3	0	0	0	0	0	0	0	8	1	7	0	0	0	0	7	68	73	
Dec-17	214	146	19	9	20	20	0	55	14	0	0	0	2	0	0	0	0	0	0	0	4	0	8	0	0	0	1	0	8	174	40
TOTAL	524	226	53	43	112	84	6	237	142	0	0	1	12	0	0	0	12	0	1	3	29	6	93	0	6	0	1	0	70	322	202
CFC #24 Child and Family Connections c/o Archway, Inc. 2751 W. Main, P.O. Box 1180 Carbondale, IL 62901-1180 - Deanna Cruse																															
Aug-17	11	0	0	2	6	3	0	0	11	0	0	0	0	0	0	0	0	0	0	0	0	11	0	0	0	0	0	0	2	9	
Sep-17	14	0	0	0	5	9	0	0	14	0	0	0	0	0	0	0	0	0	0	0	1	13	0	0	0	0	0	0	0	14	
Oct-17	62	7	7	5	24	16	3	40	22	0	0	3	2	0	0	4	8	0	0	2	8	0	8	0	2	0	0	2	19	43	
Nov-17	88	16	12	16	21	17	6	44	44	0	0	1	1	0	0	0	4	16	6	7	7	0	18	0	0	0	2	2	44	44	
Dec-17	285	205	33	12	18	14	3	36	9	0	0	0	0	0	0	0	0	0	0	0	0	9	0	0	0	0	0	3	250	35	
TOTAL	460	228	52	35	74	59	12	120	100	0	0	4	3	0	0	4	12	16	6	9	15	1	59	0	2	0	0	5	7	315	145
CFC #25 Child and Family Connections Options & Advocacy for McHenry Co. 365 Millennium Drive, Suite A Crystal Lake, IL 60012 - Karen Rios																															
Sep-17	18	0	0	0	12	5	1	5	13	0	0	0	0	0	0	0	0	0	0	0	9	0	0	0	0	0	1	0	3	0	18
Oct-17	690	46	79	111	199	247	8	518	147	0	0	2	3	0	0	0	0	0	2	1	0	25	38	0	0	0	4	0	13	236	454
Nov-17	201	24	48	39	41	48	1	89	110	0	0	0	0	5	0	0	0	0	1	0	0	18	13	0	0	0	3	0	1	111	90
Dec-17	325	211	28	41	22	20	3	38	73	0	0	0	0	0	0	0	0	0	0	0	0	12	8	0	0	0	0	0	12	280	45
TOTAL	1234	281	155	191	274	320	13	650	343	0	0	2	3	5	0	0	0	0	3	1	0	64	59	0	0	0	8	0	29	627	607
Chicago Health Department / Clinics -																															
Dec-17	2756	2561	71	102	13	9	0	0	0	0	0	0	0	0	0	0	0	0	0	0	0	0	0	0	0	0	0	0	0	2734	22
TOTAL	2756	2561	71	102	13	9	0	0	0	0	0	0	0	0	0	0	0	0	0	0	0	0	0	0	0	0	0	0	2734	22	
Chicago Public Schools, Exec Director Office of Diverse Learner Supprt & Services 42 West Madison St. 2nd Floor Chicago, IL 60602 - Vacant																															
Oct-17	384	3	28	71	148	89	40	211	89	0	0	8	13	0	0	0	0	0	0	0	24	76	0	0	0	0	0	0	60	102	277
Nov-17	499	14	47	113	158	134	33	310	71	0	0	8	20	0	0	0	0	0	0	0	45	51	0	0	0	0	0	0	73	174	325
Dec-17	312	7	26	63	90	86	40	177	55	0	0	0	18	0	0	0	0	0	0	0	20	37	0	0	0	0	0	0	60	96	216
TOTAL	1195	24	101	247	396	309	113	698	215	0	0	16	51	0	0	0	0	0	0	0	89	164	0	0	0	0	0	0	193	372	818

Screenings Reported by CFC/CPS/DCFS and Month / FY2018 Q2

Month	Total Screened	Ages (in Months)						Not Referred	Total Referred	Screenings of Children involved with DCFS			# of Children Ages 0 to 3 Referred to								# of Children Ages 3 to 5 Referred to					Sub-Totals					
		0-11	12-23	24-35	36-47	48-60	61+			In Intact Family Services	Children of Teen Wards	In Foster Care	LEA EI	LEA (ECSE)	PI (center-based)	Child Care Program	Child Care HV	Other Services	Multiple Services	Rescreening	LEA (ECSE)	PFA	HS	Child Care Program	Child Care HV	Other Services	Multiple Services	Rescreening	Ages 0-35 mos.	Ages 36-61+ mos.	
DCFS/Erikson Institute Statewide 451 North LaSalle Street Chicago, IL 60654 - Andria Goss																															
Oct-17	163	68	35	56	7	0	0	0	0	58	0	0	94	9	20	0	5	13	21	10	58	3	0	49	0	0	16	3	0	159	7
Nov-17	169	64	42	44	9	5	5	0	0	49	0	0	62	1	26	0	0	17	32	6	54	2	0	27	0	0	19	4	1	150	19
Dec-17	131	51	29	36	9	5	1	0	0	36	0	0	56	0	16	0	0	17	23	3	43	2	0	19	0	0	18	6	0	116	15
TOTAL	463	183	106	136	25	10	6	0	0	143	0	0	212	10	62	0	5	47	76	19	155	7	0	95	0	0	53	13	1	425	41

Screenings Reported by CFC/CPS/DCFS and Agencies Represented / FY2018 Q2

Agency Type	Total Screened	Ages (in Months)							Not Referred	Total Referred	Screenings of Children involved with DCFS			# of Children Ages 0 to 3 Referred to								# of Children Ages 3 to 5 Referred to					Sub-Totals				
		0-11	12-23	24-35	36-47	48-60	61+	In Intact Family Services			Children of Teen Wards	In Foster Care	LEA EI	LEA (ECSE)	PI (center-based)	Child Care Program	HV	Other Services	Multiple Services	Rescreening	LEA (ECSE)	PFA	HS	Child Care Program	HV	Other Services	Multiple Services	Rescreening	Ages 0-35 mos.	Ages 36-61+ mos.	
HS/EHS	136	20	23	13	37	39	4	122	14	0	0	1	12	0	0	0	0	0	0	0	0	0	0	0	0	0	0	0	0	56	80
HV	23	10	8	5	0	0	0	21	2	0	0	0	2	0	0	0	0	0	0	0	0	0	0	0	0	0	0	0	23	0	
LEA	555	0	4	14	332	201	13	146	339	1	0	3	1	7	0	0	0	0	0	0	0	0	0	0	0	0	0	0	18	546	
MFP	53	5	9	15	6	18	0	46	7	0	0	1	2	0	0	0	0	0	0	0	0	0	0	0	0	0	0	29	24		
PAT	58	19	23	16	0	0	0	54	4	0	0	0	2	0	0	0	0	0	0	0	0	0	0	0	0	0	0	58	0		
CFC #05 Child and Family Connections 750 Warrenville Road Suite 300 Lisle, IL 60532 - Lori Orr																															
CC	39	9	20	10	0	0	0	31	8	0	0	1	7	0	0	0	0	0	0	0	0	0	0	0	0	0	0	0	39	0	
CFC	134	5	15	34	47	32	1	103	31	0	0	0	21	0	0	0	0	0	0	0	0	0	0	0	0	0	0	0	54	80	
DCFS	20	3	5	9	1	2	0	0	0	0	0	0	0	0	0	0	0	0	0	0	0	0	0	0	0	0	0	17	3		
FCM	598	573	16	9	0	0	0	0	0	0	0	0	0	0	0	0	0	0	0	0	0	0	0	0	0	0	0	598	0		
HS/EHS	20	2	13	5	0	0	0	14	6	0	0	0	5	0	0	0	0	0	0	0	0	0	0	0	0	0	0	20	0		
LEA	799	119	175	181	204	96	24	443	356	2	0	1	50	13	0	0	0	10	7	2	15	110	99	2	0	0	9	0	45	475	324
PAT	30	6	3	7	9	5	0	9	21	0	0	0	4	2	0	0	0	10	0	2	0	7	1	0	0	0	0	16	14		
CFC #06 Child and Family Connections 1835 West Central Road Arlington Heights, IL 60005 - Brenda DeVito																															
LEA	279	0	5	27	115	123	9	60	219	1	0	1	6	14	0	0	0	0	0	0	0	0	0	0	0	0	0	0	32	247	
CFC #07 Child and Family Connections One Westbrook Corporate Center Suite 640 Westchester, IL 60154 - JoAnn Alferink																															
CC	3	0	1	2	0	0	0	2	1	0	0	0	1	0	0	0	0	0	0	0	0	0	0	0	0	0	0	0	3	0	
FCM	93	92	1	0	0	0	0	0	0	0	0	0	0	0	0	0	0	0	0	0	0	0	0	0	0	0	0	93	0		
HS/EHS	3	0	1	2	0	0	0	2	1	0	0	0	1	0	0	0	0	0	0	0	0	0	0	0	0	0	0	3	0		
LEA	200	0	0	15	85	99	1	22	178	0	0	0	1	2	0	0	0	0	0	0	0	0	0	0	0	0	0	0	15	185	
MFP	296	54	71	66	49	50	5	292	4	0	0	0	3	0	0	0	0	0	0	0	0	0	0	0	0	0	0	191	104		
CFC #09 Child and Family Connections 5422 W. Roosevelt Road Chicago, IL 60644 - Grace Ortiz																															
FCM	322	297	21	4	0	0	0	0	0	0	0	0	0	0	0	0	0	0	0	0	0	0	0	0	0	0	0	0	322	0	
CFC #13 Child and Family Connections 130 S. Lafayette Street Suite 200 Macomb, IL 61455 - Chuck Farr																															
DCFS	19	8	5	4	2	0	0	0	0	0	0	0	0	0	0	0	0	0	0	0	0	0	0	0	0	0	0	0	17	2	
FCM	441	415	22	4	0	0	0	0	0	0	0	0	0	0	0	0	0	0	0	0	0	0	0	0	0	0	0	441	0		
LEA	13	0	0	0	12	1	0	0	13	0	0	0	0	0	0	0	0	0	0	0	0	0	0	0	0	0	0	0	0	13	
PI	57	18	22	16	1	0	0	45	12	0	0	2	4	0	0	0	0	0	0	0	0	0	0	0	0	0	0	0	56	1	

Screenings Reported by CFC/CPS/DCFS and Agencies Represented / FY2018 Q2

Agency Type	Total Screened	Screenings of Children involved with DCFS							# of Children Ages 0 to 3 Referred to											# of Children Ages 3 to 5 Referred to					Sub-Totals									
		Ages (in Months)						Not Referred	Total Referred	Family Services	Children of Teen Wards	In Foster Care	LEA EI	LEA (ECSE)	PI (center-based)	Child Care Program	HV	Other Services	Multiple Services	Rescreening	LEA (ECSE)	PFA	HS	Child Care Program	HV	Other Services	Multiple Services	Rescreening	Ages 0-35 mos.	Ages 36-61+ mos.				
		0-11	12-23	24-35	36-47	48-60	61+																											
CFC #14 Child and Family Connections 3000 W. Rohmann Ave. West Peoria, IL 61604 - Michelle Harr																																		
CFC	12	3	5	4	0	0	0	9	3	3	0	1	2	1	0	0	0	0	0	0	0	0	0	0	0	0	0	0	0	0	0	0	12	0
DCFS	65	18	24	16	4	3	0	0	0	0	0	0	0	0	0	0	0	0	0	0	0	0	0	0	0	0	0	0	0	0	0	58	7	
FCM	274	230	28	16	0	0	0	0	0	0	0	0	0	0	0	0	0	0	0	0	0	0	0	0	0	0	0	0	0	0	274	0		
HS/EHS	2	0	0	0	1	1	0	2	0	0	0	0	0	0	0	0	0	0	0	0	0	0	0	0	0	0	0	0	0	0	0	2		
LEA	216	4	5	37	94	66	10	99	117	4	0	6	2	0	0	0	0	0	0	0	0	0	0	0	0	0	17	3	22	46	170			
MFP	14	0	0	0	7	5	2	10	4	0	0	0	0	0	0	0	0	0	0	0	0	0	0	0	0	0	0	0	4	0	14			
PI	9	0	4	5	0	0	0	9	0	0	0	0	0	0	0	0	0	0	0	0	0	0	0	0	0	0	0	0	0	9	0			
CFC #15 Child and Family Connections Serv. Will, Grundy, Kankakee Cnties, Inc 2300 Glenwood Ave. Joliet, IL 60435 - Rachel Cimino																																		
CC	5	0	1	1	0	3	0	5	0	0	0	0	0	0	0	0	0	0	0	0	0	0	0	0	0	0	0	0	0	0	2	3		
DCFS	58	13	14	18	8	5	0	0	0	0	0	0	0	0	0	0	0	0	0	0	0	0	0	0	0	0	0	0	0	0	45	13		
EI	5	0	3	2	0	0	0	2	3	0	0	0	1	0	0	0	0	0	1	0	1	0	0	0	0	0	0	0	0	5	0			
FCM	413	369	26	18	0	0	0	0	0	0	0	0	0	0	0	0	0	0	0	0	0	0	0	0	0	0	0	0	0	413	0			
HS/EHS	48	4	8	16	8	12	0	41	7	0	0	0	4	0	0	0	0	0	0	0	3	0	0	0	0	0	0	0	0	28	20			
HV	95	28	36	31	0	0	0	75	20	0	0	2	20	0	0	0	0	0	0	0	0	0	0	0	0	0	0	0	0	95	0			
LEA	1379	4	9	69	573	660	52	714	665	0	0	0	2	17	0	0	0	0	0	3	0	5	138	647	0	0	2	16	9	51	82	1285		
MFP	13	2	4	4	3	0	0	12	1	0	0	0	0	0	0	0	0	0	0	0	0	0	0	0	0	0	0	0	0	10	3			
CFC #16 Child and Family Connections 103 S. Country Fair Drive Champaign, IL 61821 - Maggie Jones																																		
DCFS	45	13	16	8	3	5	0	0	0	0	0	0	0	0	0	0	0	0	0	0	0	0	0	0	0	0	0	0	0	0	37	8		
EI	19	1	4	14	0	0	0	10	9	0	0	0	8	1	0	0	0	0	0	0	0	0	0	0	0	0	0	0	0	19	0			
FCM	899	590	142	91	33	43	0	398	2	0	0	0	2	0	0	0	0	0	0	0	0	0	0	0	0	0	0	0	0	823	76			
HD	173	98	27	19	16	13	0	165	8	0	0	0	7	0	0	0	0	0	0	0	1	0	0	0	0	0	0	0	0	144	29			
HFI	0	0	0	0	0	0	0	0	0	0	0	0	0	0	0	0	0	0	0	0	0	0	0	0	0	0	0	0	0	0	0			
HS/EHS	214	5	11	13	78	103	4	150	64	0	0	1	0	0	0	0	0	0	0	0	58	0	0	0	0	0	0	0	6	29	185			
LEA	191	0	0	0	125	61	5	25	166	1	0	2	0	0	0	0	0	0	0	0	24	117	0	0	0	23	0	5	0	191				
MIECHV	214	5	11	13	78	103	4	150	64	0	0	1	0	0	0	0	0	0	0	0	58	0	0	0	0	0	0	0	6	29	185			
WIC	400	131	110	83	33	43	0	398	2	0	0	0	2	0	0	0	0	0	0	0	0	0	0	0	0	0	0	0	0	324	76			
CFC #17 Child and Family Connections 510 Maine Street Suite 615 Quincy, IL 62301 - Michelle Schwanke & Ashley Edwards																																		
DCFS	25	6	8	8	2	1	0	0	0	0	0	0	0	0	0	0	0	0	0	0	0	0	0	0	0	0	0	0	0	22	3			
FCM	230	211	11	8	0	0	0	0	0	0	0	0	0	0	0	0	0	0	0	0	0	0	0	0	0	0	0	0	0	230	0			
HS/EHS	84	0	0	0	42	38	4	60	24	4	0	0	0	0	0	0	0	0	0	0	3	0	0	0	0	0	0	0	21	0	84			
HV	15	2	8	5	0	0	0	15	0	0	0	0	0	0	0	0	0	0	0	0	0	0	0	0	0	0	0	0	0	15	0			

Screenings Reported by CFC/CPS/DCFS and Agencies Represented / FY2018 Q2

Agency Type	Total Screened	Ages (in Months)						Not Referred	Total Referred	Screenings of Children involved with DCFS			# of Children Ages 0 to 3 Referred to								# of Children Ages 3 to 5 Referred to						Sub-Totals						
		0-11	12-23	24-35	36-47	48-60	61+			In Intact Family Services	Children of Teen Wards	In Foster Care	LEA EI	LEA (ECSE)	PI (center-based)	Child Care Program	Other HV Services	Multiple Services	Rescreening	LEA (ECSE)	PFA	HS	Child Care Program	Other HV Services	Multiple Services	Rescreening	Ages 0-35 mos.	Ages 36-61+ mos.					
LEA	281	0	0	9	96	121	47	239	42	1	0	1	0	0	0	0	0	0	0	0	4	5	0	0	0	0	0	0	0	33	9	264	
CFC #18 Child and Family Connections Sangamon Co. Public Health Department 2833 South Grand Avenue, East Springfield, IL 62703 - Lisa McGlothlin																																	
DCFS	32	6	15	9	1	1	0	0	0	0	0	0	0	0	0	0	0	0	0	0	0	0	0	0	0	0	0	0	0	0	0	30	2
FCM	340	307	24	9	0	0	0	0	0	0	0	0	0	0	0	0	0	0	0	0	0	0	0	0	0	0	0	0	0	0	340	0	
CFC #19 Child and Family Connections c/o Macon County Mental Health Board 132 South Water, Suite 604 Decatur, IL 62523 - Debbie Floyd																																	
DCFS	48	18	10	8	5	7	0	0	0	0	0	0	0	0	0	0	0	0	0	0	0	0	0	0	0	0	0	0	0	36	12		
FCM	347	305	34	8	0	0	0	0	0	0	0	0	0	0	0	0	0	0	0	0	0	0	0	0	0	0	0	0	0	347	0		
HS/EHS	67	23	15	29	0	0	0	62	5	8	1	1	1	0	0	0	0	0	0	0	0	0	0	0	0	0	0	0	0	67	0		
CFC #20 Child and Family Connections 1901 S. 4th St. Suite 209 Effingham, IL 62401 - Rita Wahl																																	
CFC	8	0	3	5	0	0	0	5	3	0	0	0	3	0	0	0	0	0	0	0	2	0	0	0	0	0	0	0	0	0	8	0	
DCFS	36	13	8	8	5	2	0	0	0	0	0	0	0	0	0	0	0	0	0	0	0	0	0	0	0	0	0	0	0	29	7		
FCM	344	315	21	8	0	0	0	0	0	0	0	0	0	0	0	0	0	0	0	0	0	0	0	0	0	0	0	0	0	344	0		
LEA	3	0	0	2	1	0	0	0	3	0	0	1	0	2	0	0	0	0	0	0	0	1	0	0	0	0	0	0	0	2	1		
CFC #21 Child and Family Connections 4 Eagle Center Suite #4 O'Fallon, IL 62269 - Nicole Van Hise																																	
DCFS	84	26	18	16	14	10	0	0	0	0	0	0	0	0	0	0	0	0	0	0	0	0	0	0	0	0	0	0	0	60	24		
FCM	722	660	46	16	0	0	0	0	0	0	0	0	0	0	0	0	0	0	0	0	0	0	0	0	0	0	0	0	0	722	0		
LEA	170	8	7	30	73	47	5	58	111	0	0	0	3	7	0	0	0	0	2	5	2	15	85	1	0	0	3	16	3	45	125		
PI	10	4	4	2	0	0	0	10	0	1	0	0	0	0	0	0	0	0	0	0	0	0	0	0	0	0	0	0	10	0			
WIC	663	195	193	122	71	82	0	654	9	0	0	0	9	0	0	0	0	0	0	0	0	0	0	0	0	0	0	0	510	153			
CFC #22 Child and Family Connections 101 South Lincoln Centralia, IL 62801 - Bill Ferguson																																	
CC	2	0	0	0	2	0	0	0	2	0	0	0	0	0	0	0	0	0	0	0	1	0	0	1	0	0	1	2	0	2			
DCFS	53	13	11	11	8	10	0	0	0	0	0	0	0	0	0	0	0	0	0	0	0	0	0	0	0	0	0	0	35	18			
FCM	363	321	31	11	0	0	0	0	0	0	0	0	0	0	0	0	0	0	0	0	0	0	0	0	0	0	0	0	363	0			
LEA	10	0	0	1	4	5	0	0	10	0	0	0	0	0	0	0	0	0	0	0	10	0	0	0	0	0	0	0	1	9			
CFC #23 Child and Family Connections c/o WOVSED 800 S. Division, P.O. Box 320 Norris City, IL 62869 - Kathy Murphy																																	
CC	3	0	1	0	2	0	0	0	3	0	0	0	1	0	0	0	1	0	0	1	1	0	0	0	2	0	0	0	2	1	2		
CFC	36	9	11	16	0	0	0	28	8	0	0	0	7	0	0	0	0	0	0	1	0	0	0	0	0	0	0	0	36	0			
DCFS	13	4	5	2	1	1	0	0	0	0	0	0	0	0	0	0	0	0	0	0	0	0	0	0	0	0	0	0	11	2			
DT	0	0	0	0	0	0	0	0	0	0	0	0	0	0	0	0	0	0	0	0	0	0	0	0	0	0	0	0	0	0			

Screenings Reported by CFC/CPS/DCFS and Agencies Represented / FY2018 Q2

Agency Type	Total Screened	Ages (in Months)							Not Referred	Total Referred	Screenings of Children involved with DCFS			# of Children Ages 0 to 3 Referred to								# of Children Ages 3 to 5 Referred to						Sub-Totals			
		0-11	12-23	24-35	36-47	48-60	61+	In Intact			Children of Teen	In Foster Care	LEA EI	LEA (ECSE)	EHS	PI (center-based)	Child Care Program	HV	Other Services	Multiple Services	Rescreening	LEA (ECSE)	PFA	HS	Child Care Program	HV	Other Services	Multiple Services	Rescreening	Ages 0-35 mos.	Ages 36-61+ mos.
FCM	132	125	5	2	0	0	0	0	0	0	0	0	0	0	0	0	0	0	0	0	0	0	0	0	0	0	0	0	0	132	0
HS/EHS	142	12	16	18	46	50	0	139	3	0	0	0	1	0	0	0	0	0	0	0	1	0	0	0	0	1	0	0	46	96	
LEA	114	3	4	5	63	33	6	0	114	0	0	0	1	0	0	0	11	0	0	1	12	5	93	0	4	0	0	0	68	12	102
WIC	84	73	11	0	0	0	0	70	14	0	0	1	2	0	0	0	0	0	1	1	15	0	0	0	0	0	0	0	84	0	
CFC #24 Child and Family Connections c/o Archway, Inc. 2751 W. Main, P.O. Box 1180 Carbondale, IL 62901-1180 - Deanna Cruse																															
CC	12	0	5	5	2	0	0	0	12	0	0	0	3	0	0	0	10	0	0	4	10	0	0	0	2	0	0	0	2	10	2
DCFS	14	5	2	5	0	2	0	0	0	0	0	0	0	0	0	0	0	0	0	0	0	0	0	0	0	0	0	0	12	2	
DT	0	0	0	0	0	0	0	0	0	0	0	0	0	0	0	0	0	0	0	0	0	0	0	0	0	0	0	0	0	0	
FCM	226	195	26	5	0	0	0	0	0	0	0	0	0	0	0	0	0	0	0	0	0	0	0	0	0	0	0	0	226	0	
HS/EHS	79	0	0	0	33	35	11	79	0	0	0	4	0	0	0	0	0	0	0	0	0	0	0	0	0	0	0	0	0	79	
HV	40	16	9	8	4	3	0	40	0	0	0	0	0	0	0	0	0	0	0	0	0	0	0	0	0	0	0	0	33	7	
LEA	67	2	2	8	35	19	1	1	66	0	0	0	0	0	0	2	4	0	5	5	1	59	0	0	0	0	5	5	12	55	
PI	22	10	8	4	0	0	0	0	22	0	0	0	0	0	4	0	12	6	0	0	0	0	0	0	0	0	0	0	22	0	
CFC #25 Child and Family Connections Options & Advocacy for McHenry Co. 365 Millennium Drive, Suite A Crystal Lake, IL 60012 - Karen Rios																															
CC	549	23	61	101	141	219	4	529	20	0	0	2	2	0	0	0	0	0	2	0	0	12	0	0	0	0	4	0	0	185	364
CFC	9	0	3	2	1	3	0	8	1	0	0	0	1	0	0	0	0	0	0	0	0	0	0	0	0	0	0	0	5	4	
DCFS	12	5	1	5	0	1	0	0	0	0	0	0	0	0	0	0	0	0	0	0	0	0	0	0	0	0	0	0	11	1	
EI	197	60	87	50	0	0	0	0	197	0	0	0	0	0	0	0	0	0	0	0	0	0	0	0	0	0	0	0	197	0	
FCM	201	193	3	5	0	0	0	0	0	0	0	0	0	0	0	0	0	0	0	0	0	0	0	0	0	0	0	0	201	0	
HS/EHS	76	0	0	0	43	29	4	72	1	0	0	0	0	0	0	0	0	0	0	0	7	0	0	0	0	0	0	0	0	76	
LEA	190	0	0	28	89	68	5	41	124	0	0	0	0	5	0	0	0	0	1	1	0	45	59	0	0	0	4	0	29	28	162
Chicago Health Department / Clinics , -																															
DCFS	135	29	33	51	13	9	0	0	0	0	0	0	0	0	0	0	0	0	0	0	0	0	0	0	0	0	0	0	113	22	
FCM	2621	2532	38	51	0	0	0	0	0	0	0	0	0	0	0	0	0	0	0	0	0	0	0	0	0	0	0	0	2621	0	
Chicago Public Schools, Exec Director Office of Diverse Learner Supprt & Services 42 West Madison St. 2nd Floor Chicago, IL 60602 - Vacant																															
LEA	1195	24	101	247	396	309	113	698	215	0	0	16	51	0	0	0	0	0	0	0	89	164	0	0	0	0	0	0	193	372	818
DCFS/Erikson Institute Statewide 451 North LaSalle Street Chicago, IL 60654 - Andria Goss																															
DCFS	463	183	106	136	25	10	6	0	0	143	0	0	212	10	62	0	5	47	76	19	155	7	0	95	0	0	53	13	1	425	41

Screenings Reported by CFC/CPS/DCFS and Screening Tools Utilized / FY2018 Q2

Screening Tool	Total Screened	Ages (in Months)							Not Referred	Screenings of Children involved with DCFS			# of Children Ages 0 to 3 Referred to								# of Children Ages 3 to 5 Referred to								
		0-11	12-23	24-35	36-47	48-60	61+	Total Referred		In Intact Family Services	Children of Teen Wards	In Foster Care	LEA EI	LEA (ECSE)	PI (EHS)	Child Care Program	Child Care Program	Other HV Services	Multiple Services	Rescreening	LEA (ECSE)	PFA	HS	Child Care Program	Other HV Services	Multiple Services	Rescreening		
CFC #01	Child and Family Connections 1752 Windsor Road, Suite 102 P.O. Box 16390 Loves Park, IL 61132-6390 - Dee Dee Lowery																												
ASQ	4	1	0	3	0	0	0	4	0	0	0	0	0	0	0	0	0	0	0	0	0	0	0	0	0	0	0	0	
ASQ-3	1191	68	90	109	578	326	20	498	693	20	1	29	8	0	0	0	0	4	3	0	29	106	525	0	0	0	18	205	205
ASQ-SE	808	44	53	70	422	201	18	281	527	10	1	10	3	0	0	0	0	4	0	0	0	67	487	0	0	0	0	204	170
BRIG	6	0	0	2	1	3	0	2	4	0	0	0	0	0	0	0	0	0	0	0	2	0	2	0	0	0	0	0	0
DIAL	6	0	0	2	1	3	0	2	4	0	0	0	0	0	0	0	0	0	0	0	2	0	2	0	0	0	0	0	0
DIAL-3	13	0	0	2	7	4	0	5	8	0	0	0	0	0	0	0	0	0	0	0	0	6	0	0	0	0	0	0	2
DIAL-4	191	2	0	15	109	62	3	97	94	0	0	2	0	5	0	0	0	0	3	0	0	24	46	0	0	0	12	3	4
ESI	264	22	31	33	92	86	0	182	82	10	0	18	4	0	0	0	0	0	0	0	27	17	0	0	0	0	0	0	34
ESI-R (P & K Ed.)	800	40	49	70	422	201	18	274	526	10	1	10	2	0	0	0	0	4	0	0	0	67	487	0	0	0	0	204	170
PLS	7	0	0	0	7	0	0	0	7	0	0	0	0	0	0	0	0	0	0	0	0	7	0	0	0	0	0	0	0
PLS-4	4	0	0	0	4	0	0	2	2	0	0	0	0	0	0	0	0	0	0	0	0	0	0	0	0	0	1	0	2
PQ	3	0	0	0	3	0	0	1	2	0	0	0	0	0	0	0	0	0	0	0	0	0	2	0	0	0	0	0	0
Speed DIAL-4	35	0	0	0	24	11	0	0	35	0	0	0	0	0	0	0	0	0	0	0	0	17	0	0	0	0	18	1	1
CFC #02	Child and Family Connections Lake County Health Department 3010 Grand Avenue, 2nd Floor Waukegan, IL 60085 - Donna Musser																												
ASQ-3	504	119	197	188	0	0	0	315	41	3	0	17	30	15	0	0	0	4	10	1	2	0	0	0	0	0	0	0	0
BRIG	8	0	0	7	0	1	0	6	2	0	0	0	0	1	0	0	0	0	0	0	1	0	0	0	0	0	0	0	0
DIAL	8	0	0	0	5	3	0	4	4	0	0	0	0	0	0	0	0	0	0	0	0	4	0	0	0	0	0	0	0
DIAL-4	66	0	0	4	34	23	5	15	51	0	0	0	0	4	0	0	0	0	0	0	0	13	24	0	0	0	5	4	7
CFC #03	Child and Family Connections 27 South State Avenue Suite 101 Freeport, IL 61032 - Angela Hodges																												
ASQ	210	161	31	16	2	0	0	176	8	0	0	0	2	0	0	0	0	0	3	0	26	0	0	0	0	0	0	0	0
ASQ-3	214	12	12	24	80	83	3	189	25	0	0	0	3	0	0	0	0	0	0	0	0	19	0	0	0	0	0	0	3
ASQ-SE	34	2	4	5	10	11	2	8	26	0	0	0	1	0	0	1	0	0	0	0	0	0	25	1	2	0	0	0	0
ASQ:SE-2	21	5	5	8	3	0	0	21	0	0	0	0	0	0	0	0	0	0	0	0	0	0	0	0	0	0	0	0	0
BOEHM	62	0	0	2	18	34	8	35	27	0	0	0	0	0	0	1	0	0	0	0	0	0	25	1	2	0	0	0	2
BRIG	65	0	0	3	19	35	8	35	30	0	0	0	0	1	0	1	0	0	0	0	0	0	27	1	2	0	0	0	2
DIAL-4	199	6	3	10	94	83	3	144	55	0	0	2	3	0	0	0	0	0	0	0	1	20	25	0	0	0	0	0	3
MCHAT	52	30	10	12	0	0	0	48	4	0	0	0	1	0	0	0	0	0	3	0	0	0	0	0	0	0	0	0	0
Play-Based	3	0	0	0	1	2	0	0	3	0	0	0	0	0	0	0	0	0	0	0	0	0	0	3	0	0	0	0	0
Speed DIAL-4	32	0	0	1	20	10	1	17	15	0	0	1	0	0	0	0	0	0	0	0	1	1	10	0	0	0	0	0	3
CFC #04	Child and Family Connections 1551 East Fabyan Parkway Geneva, IL 60134 - Ellana Mavromatis																												
ASQ	61	0	0	0	37	24	0	20	41	0	0	0	0	0	0	0	0	0	0	0	0	33	4	0	0	0	0	0	4

Screenings Reported by CFC/CPS/DCFS and Screening Tools Utilized / FY2018 Q2

Screening Tool	Total Screened	Ages (in Months)							Not Referred	Total Referred	Screenings of Children involved with DCFS			# of Children Ages 0 to 3 Referred to								# of Children Ages 3 to 5 Referred to							
		0-11	12-23	24-35	36-47	48-60	61+	In Intact Family Services			Children of Teen Wards	In Foster Care	LEA EI	LEA (ECSE)	PI (EHS)	Child Care Program	HV	Other Services	Multiple Services	Rescreening	LEA (ECSE)	PFA	HS	Child Care Program	Other HV Services	Multiple Services	Rescreening		
		ASQ-3	264	47	72	47	52	41			2	172	75	1	0	2	19	1	0	0	0	0	2	0	13	11	26	0	0
ASQ-SE	229	9	16	10	117	76	1	98	131	1	0	2	3	0	0	0	0	0	0	0	4	84	42	0	0	0	5	23	18
ASQ:SE-2	63	15	27	18	3	0	0	49	14	0	0	1	12	0	0	0	0	0	0	0	11	2	0	0	0	0	0	0	
BAT	33	0	4	5	13	11	0	14	19	1	0	0	1	0	0	0	0	0	0	0	4	10	0	0	0	0	5	0	2
DIAL	46	0	0	6	23	16	1	18	27	0	0	0	0	7	0	0	0	0	0	0	0	15	1	0	0	0	0	0	7
DIAL-4	252	0	0	0	138	110	4	121	131	0	0	1	0	0	0	0	0	0	0	0	0	55	75	0	0	0	1	23	28
Play-Based	74	0	0	0	45	28	1	27	47	0	0	0	0	0	0	0	0	0	0	0	0	34	5	0	0	0	0	0	9
PLS	126	0	0	0	73	52	1	49	77	0	0	0	0	0	0	0	0	0	0	0	0	48	37	0	0	0	0	23	16
Speed DIAL-4	97	0	0	3	61	31	11	6	76	0	0	0	0	0	0	0	0	0	0	0	0	0	55	0	1	0	33	0	2

CFC #05 Child and Family Connections 750 Warrenville Road Suite 300 Lisle, IL 60532 - Lori Orr

ASQ	154	7	12	17	65	36	17	44	110	1	0	2	8	2	0	0	0	0	0	0	7	53	0	1	0	0	0	0	35
ASQ-3	579	121	183	164	74	33	4	407	172	1	0	0	49	10	0	0	0	10	8	2	11	38	48	1	0	0	1	0	6
ASQ-SE	571	117	171	155	74	38	16	409	162	1	0	1	49	4	0	0	0	10	0	2	7	42	13	1	0	0	0	0	35
ASQ:SE-2	46	2	14	10	6	13	1	22	24	0	0	0	6	2	0	0	0	0	3	0	6	5	7	0	0	0	0	0	2
CIP	31	0	0	5	15	9	2	11	20	0	0	0	0	0	0	0	0	0	0	0	1	4	14	0	0	0	0	0	2
DECA I/T - DECA-C	19	7	7	5	0	0	0	17	2	0	0	1	2	0	0	0	0	0	0	0	0	0	0	0	0	0	0	0	0
DIAL	1	0	0	0	1	0	0	1	0	0	0	0	0	0	0	0	0	0	0	0	0	0	0	0	0	0	0	0	0
DIAL-4	40	0	0	1	29	9	1	8	32	0	0	0	0	0	0	0	0	0	0	0	0	13	18	0	0	0	0	0	2
ESI-R (P & K Ed.)	19	7	7	5	0	0	0	17	2	0	0	1	2	0	0	0	0	0	0	0	0	0	0	0	0	0	0	0	0
Pre-IPT	19	0	0	0	13	6	0	2	17	0	0	0	0	0	0	0	0	0	0	0	0	8	9	0	0	0	0	0	0
Speed DIAL-4	27	0	0	3	15	9	0	3	24	0	0	0	0	0	0	0	0	0	0	0	0	0	16	0	0	0	8	0	0
TPBA	106	0	5	11	47	27	16	27	79	1	0	1	6	1	0	0	0	0	0	0	7	25	0	1	0	0	0	0	35

CFC #06 Child and Family Connections 1835 West Central Road Arlington Heights, IL 60005 - Brenda DeVito

ASQ	26	0	0	4	12	9	1	1	25	0	0	0	0	4	0	0	0	0	0	0	0	9	10	0	0	0	0	2	2	2
ASQ-3	12	0	0	0	7	4	1	4	8	0	0	0	0	0	0	0	0	0	0	0	0	5	0	0	0	0	3	0	0	
ASQ-SE	26	0	0	4	13	8	1	5	21	0	0	0	0	4	0	0	0	0	0	0	0	9	6	0	0	0	2	2	2	
ASQ:SE-2	1	0	0	0	1	0	0	0	1	0	0	0	0	0	0	0	0	0	0	0	0	0	0	0	0	0	1	0	0	
BRIG	31	0	0	0	16	14	1	13	18	0	0	0	0	0	0	0	0	0	0	0	0	7	1	0	0	0	10	0	3	
DIAL	73	0	5	18	18	30	2	23	50	0	0	0	6	10	0	0	0	0	0	0	1	24	0	0	0	0	5	0	5	
DIAL-4	90	0	0	4	37	44	5	23	67	1	0	1	0	0	0	0	0	0	1	0	1	23	20	0	0	0	19	1	2	
ESI	9	0	0	0	3	6	0	0	9	0	0	0	0	0	0	0	0	0	0	0	0	4	2	0	0	0	0	0	1	
Social His	11	0	0	0	5	5	1	0	11	0	0	0	0	0	0	0	0	0	0	0	0	5	4	0	0	0	2	0	0	

Screenings Reported by CFC/CPS/DCFS and Screening Tools Utilized / FY2018 Q2

Screening Tool	Total Screened	Ages (in Months)						Not Referred	Total Referred	Screenings of Children involved with DCFS			# of Children Ages 0 to 3 Referred to								# of Children Ages 3 to 5 Referred to								
		0-11	12-23	24-35	36-47	48-60	61+			In Intact Family Services	Children of Teen Wards	In Foster Care	LEA EI	LEA (ECSE)	EHS	PI (center-based)	Child Care Program	HV	Other Services	Multiple Services	Rescreening	LEA (ECSE)	PFA	HS	Child Care Program	Other HV Services	Multiple Services	Rescreening	
Speed DIAL-4	63	0	0	1	35	26	1	2	61	0	0	0	0	0	0	0	0	0	0	0	0	0	0	0	0	0	0		
TPBA	1	0	0	0	1	0	0	0	1	0	0	0	0	0	0	0	0	0	0	0	0	0	0	0	0	0	0		
CFC #07 Child and Family Connections One Westbrook Corporate Center Suite 640 Westchester, IL 60154 - JoAnn Alferink																													
ASQ	4	0	0	0	2	2	0	2	2	0	0	0	0	0	0	0	0	0	0	0	0	0	0	0	0	0	0		
ASQ-3	299	54	72	68	49	50	5	294	5	0	0	0	4	0	0	0	0	0	1	0	1	0	0	0	0	0	0		
ASQ-SE	4	0	0	0	2	2	0	2	2	0	0	0	0	0	0	0	0	0	0	0	0	0	0	0	0	0	0		
ASQ:SE-2	299	54	72	68	49	50	5	294	5	0	0	0	4	0	0	0	0	0	1	0	1	0	0	0	0	0	0		
DENVER	13	0	0	8	4	1	0	9	4	0	0	0	1	0	0	0	0	0	0	0	0	0	0	0	0	0	0		
DIAL-4	170	0	0	4	77	89	0	13	157	0	0	0	0	2	0	0	0	0	0	0	0	0	0	0	0	0	0		
DIAL-R	17	0	0	3	4	9	1	0	17	0	0	0	0	0	0	0	0	0	0	0	0	0	0	0	0	0	0		
CFC #13 Child and Family Connections 130 S. Lafayette Street Suite 200 Macomb, IL 61455 - Chuck Farr																													
ASQ	57	18	22	16	1	0	0	45	12	0	0	2	4	0	0	0	0	0	0	0	0	0	0	0	0	0	0		
ASQ-SE	57	18	22	16	1	0	0	45	12	0	0	2	4	0	0	0	0	0	0	0	0	0	0	0	0	0	0		
Speed DIAL-4	13	0	0	0	12	1	0	0	13	0	0	0	0	0	0	0	0	0	0	0	0	0	0	0	0	0	0		
CFC #14 Child and Family Connections 3000 W. Rohmann Ave. West Peoria, IL 61604 - Michelle Harr																													
ASQ	38	3	2	7	12	12	2	34	4	0	0	0	0	0	0	0	0	0	0	0	0	0	0	0	0	0	4		
ASQ-3	20	4	8	6	1	1	0	15	5	3	0	1	4	1	0	0	0	0	0	0	1	0	0	0	0	0	0		
ASQ-SE	6	1	3	2	0	0	0	4	2	0	0	0	2	0	0	0	0	0	0	0	0	0	0	0	0	0	0		
BAT	55	0	4	6	29	16	0	34	21	0	0	0	0	0	0	0	0	0	0	0	0	0	0	0	5	3	15		
BRIG	24	3	2	7	5	7	0	24	0	0	0	0	0	0	0	0	0	0	0	0	0	0	0	0	0	0	0		
BRIG-3	120	0	0	27	51	36	6	34	86	4	0	6	0	0	0	0	0	0	0	0	0	0	5	11	50	0	9	0	7
DIAL-4	8	0	0	0	2	3	3	2	6	0	0	0	0	0	0	0	0	0	0	0	0	0	0	0	0	3	0	0	
ESI-R (P & K Ed.)	14	0	0	0	8	5	1	12	2	0	0	0	0	0	0	0	0	0	0	0	0	0	0	0	0	0	0	0	
Fluharty	46	0	0	1	29	16	0	25	21	0	0	0	0	0	0	0	0	0	0	0	0	0	0	0	0	5	3	15	
Hearing	24	3	2	7	5	7	0	24	0	0	0	0	0	0	0	0	0	0	0	0	0	0	0	0	0	0	0	0	
PLS-4	14	0	0	0	7	5	2	10	4	0	0	0	0	0	0	0	0	0	0	0	0	0	0	0	0	0	0	4	
CFC #15 Child and Family Connections Serv. Will. Grundy, Kankakee Cnties, Inc 2300 Glenwood Ave. Joliet, IL 60435 - Rachel Cimino																													
ASQ	136	6	16	10	61	43	0	66	70	0	0	0	3	1	0	0	0	0	1	0	3	18	25	0	0	0	0	0	18
ASQ-3	148	32	45	48	8	15	0	121	27	0	0	2	24	0	0	0	0	0	0	0	0	3	0	0	0	0	0	0	0
ASQ-SE	440	0	0	11	176	231	21	360	80	0	0	0	0	2	0	0	0	0	3	0	4	10	17	0	0	0	16	2	26
ASQ:SE-2	37	6	14	14	0	3	0	29	8	0	0	2	8	0	0	0	0	0	0	0	0	0	0	0	0	0	0	0	0

Screenings Reported by CFC/CPS/DCFS and Screening Tools Utilized / FY2018 Q2

Screening Tool	Total Screened	Ages (in Months)							Not Referred	Total Referred	Screenings of Children involved with DCFS			# of Children Ages 0 to 3 Referred to								# of Children Ages 3 to 5 Referred to								
		0-11	12-23	24-35	36-47	48-60	61+	In Intact Family Services			Children of Teen Wards	In Foster Care	LEA EI	LEA (ECSE)	EHS	PI (center-based)	Child Care Program	HV	Other Services	Multiple Services	Rescreening	LEA (ECSE)	PFA	HS	Child Care Program	Other HV Services	Multiple Services	Rescreening		
BRIG	458	0	0	19	185	232	21	320	138	0	0	0	0	2	0	0	0	0	0	3	0	4	10	86	0	0	0	16	2	15
DIAL	44	0	7	3	18	16	0	8	36	0	0	0	2	0	0	0	0	0	0	0	0	0	14	18	0	0	0	0	0	0
DIAL-4	819	7	8	63	322	377	31	348	471	0	0	0	4	15	0	0	0	0	0	0	0	0	117	543	0	0	2	0	7	10
Play-Based	106	0	0	30	36	26	3	17	89	0	0	0	0	3	0	0	0	0	0	0	0	0	56	30	0	0	0	0	0	0
CFC #16 Child and Family Connections 103 S. Country Fair Drive Champaign, IL 61821 - Maggie Jones																														
ASQ	214	5	11	13	78	103	4	150	64	0	0	1	0	0	0	0	0	0	0	0	0	0	58	0	0	0	0	0	0	6
ASQ-3	423	132	114	97	35	45	0	408	15	0	0	0	10	1	0	0	0	0	0	0	0	0	0	2	0	0	0	0	0	2
ASQ-SE	400	131	110	83	33	43	0	398	2	0	0	0	2	0	0	0	0	0	0	0	0	0	0	0	0	0	0	0	0	0
BRIG	4	0	0	0	2	2	0	0	4	0	0	0	0	0	0	0	0	0	0	0	0	0	0	2	0	0	0	0	0	2
DIAL	64	0	0	0	37	25	2	2	62	1	0	1	0	0	0	0	0	0	0	0	0	0	6	56	0	0	0	5	0	0
DIAL-4	90	0	0	0	62	26	2	23	67	0	0	1	0	0	0	0	0	0	0	0	0	0	18	26	0	0	0	18	0	3
EOWPVT	33	0	0	0	24	8	1	0	33	0	0	0	0	0	0	0	0	0	0	0	0	0	0	33	0	0	0	0	0	0
ESI	33	0	0	0	24	8	1	0	33	0	0	0	0	0	0	0	0	0	0	0	0	0	0	33	0	0	0	0	0	0
ESI-R (P & K Ed.)	214	5	11	13	78	103	4	150	64	0	0	1	0	0	0	0	0	0	0	0	0	0	58	0	0	0	0	0	0	6
CFC #17 Child and Family Connections 510 Maine Street Suite 615 Quincy, IL 62301 - Michelle Schwanke & Ashley Edwards																														
ASQ-3	13	2	6	5	0	0	0	13	0	0	0	0	0	0	0	0	0	0	0	0	0	0	0	0	0	0	0	0	0	0
DIAL	365	0	0	9	138	159	51	299	66	5	0	1	0	0	0	0	0	0	0	0	4	8	0	0	0	0	0	0	54	
HELP	4	0	3	1	0	0	0	4	0	0	0	0	0	0	0	0	0	0	0	0	0	0	0	0	0	0	0	0	0	
CFC #19 Child and Family Connections c/o Macon County Mental Health Board 132 South Water, Suite 604 Decatur, IL 62523 - Debbie Floyd																														
ASQ	67	23	15	29	0	0	0	62	5	8	1	1	1	0	0	0	0	0	0	0	0	0	0	0	0	0	0	0	0	
ASQ-SE	67	23	15	29	0	0	0	62	5	8	1	1	1	0	0	0	0	0	0	0	0	0	0	0	0	0	0	0	0	
HELP	67	23	15	29	0	0	0	62	5	8	1	1	1	0	0	0	0	0	0	0	0	0	0	0	0	0	0	0	0	
CFC #20 Child and Family Connections 1901 S. 4th St. Suite 209 Effingham, IL 62401 - Rita Wahl																														
ASQ	8	0	3	5	0	0	0	5	3	0	0	0	3	0	0	0	0	0	0	0	2	0	0	0	0	0	0	0	0	
DAYC- 2	1	0	0	0	1	0	0	0	1	0	0	0	0	0	0	0	0	0	0	0	0	1	0	0	0	0	0	0	0	
DIAL	2	0	0	2	0	0	0	0	2	0	0	1	0	2	0	0	0	0	0	0	0	0	0	0	0	0	0	0	0	
CFC #21 Child and Family Connections 4 Eagle Center Suite #4 O'Fallon, IL 62269 - Nicole Van Hise																														
ASQ	35	11	8	6	8	2	0	22	13	1	0	0	1	0	0	0	0	0	0	0	2	0	10	0	0	0	0	0	0	
ASQ-3	676	196	195	129	74	82	0	666	10	0	0	0	10	0	0	0	0	0	0	0	0	0	0	0	0	0	0	0	0	
ASQ-SE	27	8	7	2	8	2	0	17	10	1	0	0	0	0	0	0	0	0	0	0	0	0	10	0	0	0	0	0	0	

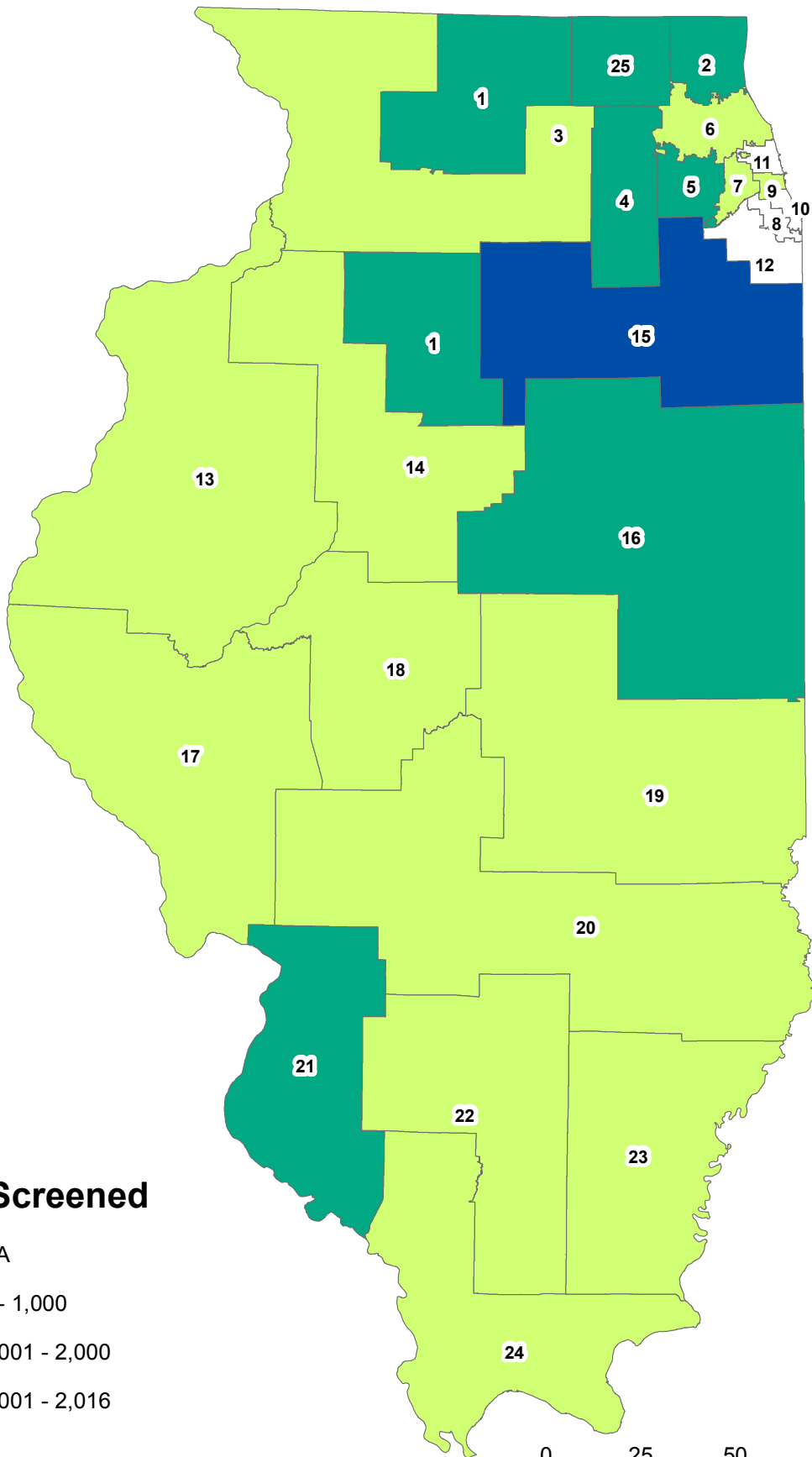
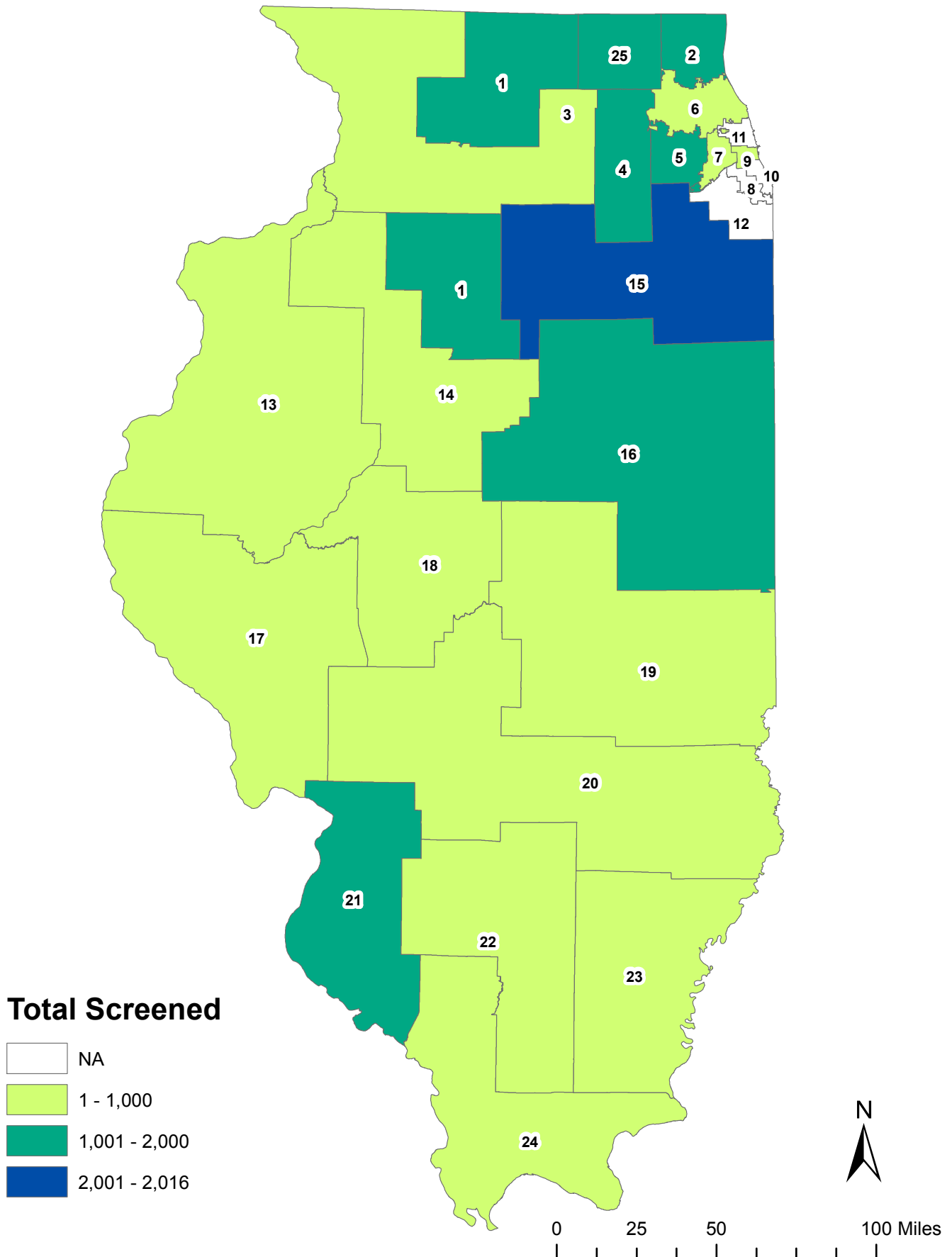
Screenings Reported by CFC/CPS/DCFS and Screening Tools Utilized / FY2018 Q2

Screening Tool	Total Screened	Ages (in Months)							Not Referred	Total Referred	Screenings of Children involved with DCFS			# of Children Ages 0 to 3 Referred to								# of Children Ages 3 to 5 Referred to							
		0-11	12-23	24-35	36-47	48-60	61+	In Intact Family Services			Children of Teen Wards	In Foster Care	LEA EI	LEA (ECSE)	EHS	PI (center-based)	Child Care Program	HV	Other Services	Multiple Services	Rescreening	LEA (ECSE)	PFA	HS	Child Care Program	Other HV Services	Multiple Services	Rescreening	
ASQ:SE-2	46	1	2	13	21	8	1	20	26	0	0	0	1	0	0	0	0	0	0	0	0	1	24	0	0	0	0	0	0
BRIG	23	0	0	2	5	13	3	3	20	0	0	0	0	0	0	0	0	0	2	0	4	0	0	0	0	0	0	15	3
BRIG-3	4	0	0	0	3	1	0	0	4	0	0	0	0	0	0	0	0	0	0	0	0	3	1	0	0	0	0	0	0
DIAL-4	66	4	3	5	33	20	1	30	36	0	0	0	0	3	0	0	0	2	3	0	9	42	0	0	0	3	1	0	
OAE	8	3	1	4	0	0	0	5	3	0	0	0	1	0	0	0	0	0	0	2	0	0	0	0	0	0	0	0	0
Vision	8	3	1	4	0	0	0	5	3	0	0	0	1	0	0	0	0	0	0	2	0	0	0	0	0	0	0	0	0
CFC #22 Child and Family Connections 101 South Lincoln Centralia, IL 62801 - Bill Ferguson																													
ASQ-3	2	0	0	0	2	0	0	0	2	0	0	0	0	0	0	0	0	0	0	0	1	0	0	0	1	0	0	1	2
BRIG	7	0	0	1	3	3	0	0	7	0	0	0	0	0	0	0	0	0	0	0	0	7	0	0	0	0	0	0	0
BRIG-3	3	0	0	0	1	2	0	0	3	0	0	0	0	0	0	0	0	0	0	0	0	3	0	0	0	0	0	0	0
CFC #23 Child and Family Connections c/o WOVSED 800 S. Division, P.O. Box 320 Norris City, IL 62869 - Kathy Murphy																													
ASQ	226	85	27	18	46	50	0	209	17	0	0	1	3	0	0	0	0	0	1	1	15	1	0	0	0	0	1	0	0
ASQ-3	45	10	13	16	4	2	0	28	17	0	0	0	9	0	0	0	3	0	0	2	4	0	0	0	6	0	0	0	6
ASQ:SE-2	9	2	3	4	0	0	0	0	9	0	0	0	0	0	0	0	9	0	0	0	9	0	0	0	0	0	0	0	0
DENVER II	0	0	0	0	0	0	0	0	0	0	0	0	0	0	0	0	0	0	0	0	0	0	0	0	0	0	0	0	0
DIAL-4	241	12	16	19	107	81	6	139	102	0	0	0	1	0	0	0	0	0	0	0	1	6	93	0	0	0	1	0	64
Speed DIAL-4	142	12	16	18	46	50	0	139	3	0	0	0	1	0	0	0	0	0	0	0	0	1	0	0	0	0	1	0	0
CFC #24 Child and Family Connections c/o Archway, Inc. 2751 W. Main, P.O. Box 1180 Carbondale, IL 62901-1180 - Deanna Cruse																													
ASQ	44	20	9	8	4	3	0	40	4	0	0	0	0	0	0	4	0	0	0	0	0	0	0	0	0	0	0	0	0
ASQ-3	42	8	15	12	7	0	0	0	42	0	0	0	3	0	0	0	12	16	6	9	15	0	6	0	2	0	0	5	7
ASQ-SE	10	2	1	3	4	0	0	10	0	0	0	0	0	0	0	0	0	0	0	0	0	0	0	0	0	0	0	0	0
ASQ:SE-2	6	0	0	2	4	0	0	0	6	0	0	0	0	0	0	0	2	0	0	1	1	0	4	0	0	0	0	3	3
BRIG	145	6	1	8	65	53	12	90	55	0	0	4	0	0	0	4	0	0	0	0	0	1	50	0	0	0	0	0	0
BRIG-3	1	0	0	0	1	0	0	0	1	0	0	0	0	0	0	0	0	0	0	0	0	0	1	0	0	0	0	0	0
DENVER II	0	0	0	0	0	0	0	0	0	0	0	0	0	0	0	0	0	0	0	0	0	0	0	0	0	0	0	0	0
DIAL-4	2	0	0	0	1	1	0	0	2	0	0	0	0	0	0	0	0	0	0	0	0	0	2	0	0	0	0	0	0
CFC #25 Child and Family Connections Options & Advocacy for McHenry Co. 365 Millennium Drive, Suite A Crystal Lake, IL 60012 - Karen Rios																													
ASQ	120	0	0	9	50	59	2	82	38	0	0	0	0	0	0	0	0	0	2	0	0	27	0	0	0	0	3	0	6
ASQ-2	37	0	0	0	15	20	2	15	22	0	0	0	0	0	0	0	0	0	0	0	0	0	0	0	0	0	0	0	22
ASQ-3	526	23	64	98	139	198	4	467	59	0	0	2	3	0	0	0	0	0	0	0	0	12	40	0	0	0	5	0	0
ASQ-SE	53	4	15	12	10	12	0	53	0	0	0	0	0	0	0	0	0	0	0	0	0	0	0	0	0	0	0	0	0

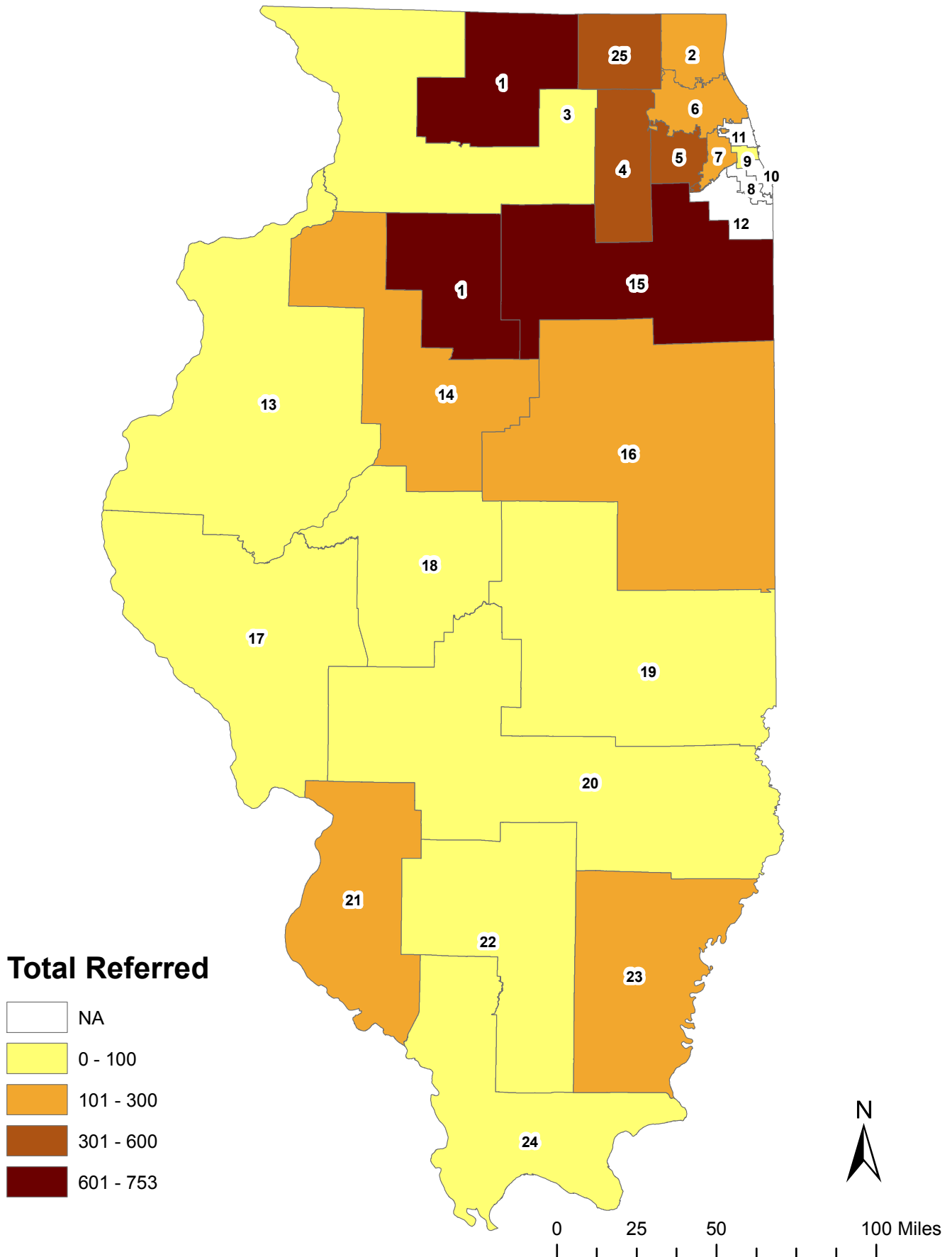
Screenings Reported by CFC/CPS/DCFS and Screening Tools Utilized / FY2018 Q2

Screening Tool	Total Screened	Ages (in Months)							Not Referred	Total Referred	Screenings of Children involved with DCFS			# of Children Ages 0 to 3 Referred to								# of Children Ages 3 to 5 Referred to						
		0-11	12-23	24-35	36-47	48-60	61+	In Intact Family Services			Children of Teen Wards	In Foster Care	LEA EI	LEA (ECSE)	EHS	PI (center-based)	Child Care Program	HV	Other Services	Multiple Services	Rescreening	LEA (ECSE)	PFA	HS	Child Care Program	Other HV Services	Multiple Services	Rescreening
ASQ:SE-2	41	0	0	0	26	15	0	0	41	0	0	0	0	0	0	0	0	0	0	0	0	0	0	0	0	0	0	
CIP	41	0	0	22	15	4	0	11	5	0	0	0	0	5	0	0	0	0	0	1	0	10	8	0	0	0	0	
DIAL	5	0	0	1	4	0	0	1	4	0	0	0	0	0	0	0	0	0	1	0	0	3	0	0	0	0	0	
DIAL-4	95	0	0	1	51	38	5	74	18	0	0	0	0	0	0	0	0	0	0	0	0	12	11	0	0	0	0	
ESI	37	0	0	0	15	20	2	15	22	0	0	0	0	0	0	0	0	0	0	0	0	0	0	0	0	0	22	
ESP	47	0	0	4	21	20	2	12	35	0	0	0	0	0	0	0	0	0	0	0	0	27	0	0	0	0	2	
PRO-3	47	0	0	4	21	20	2	12	35	0	0	0	0	0	0	0	0	0	0	0	0	27	0	0	0	0	2	
Chicago Public Schools, Exec Director Office of Diverse Learner Supprt & Services 42 West Madison St. 2nd Floor Chicago, IL 60602 - Vacant																												
ASQ	1195	24	101	247	396	309	113	698	215	0	0	16	51	0	0	0	0	0	0	0	0	89	164	0	0	0	0	0
ESI-P	1195	24	101	247	396	309	113	698	215	0	0	16	51	0	0	0	0	0	0	0	0	89	164	0	0	0	0	0
ESI-R (P & K Ed.)	1195	24	101	247	396	309	113	698	215	0	0	16	51	0	0	0	0	0	0	0	0	89	164	0	0	0	0	0
DCFS/Erikson Institute Statewide 451 North LaSalle Street Chicago, IL 60654 - Andria Goss																												
ASQ	143	58	38	35	12	0	0	0	0	143	0	0	49	8	61	0	5	47	10	0	40	6	0	9	0	0	4	
ASQ-SE	143	58	38	35	12	0	0	0	0	143	0	0	49	8	61	0	5	47	10	0	40	6	0	9	0	0	4	
DENVER	143	58	38	35	12	0	0	0	0	143	0	0	49	8	61	0	5	47	10	0	40	6	0	9	0	0	4	

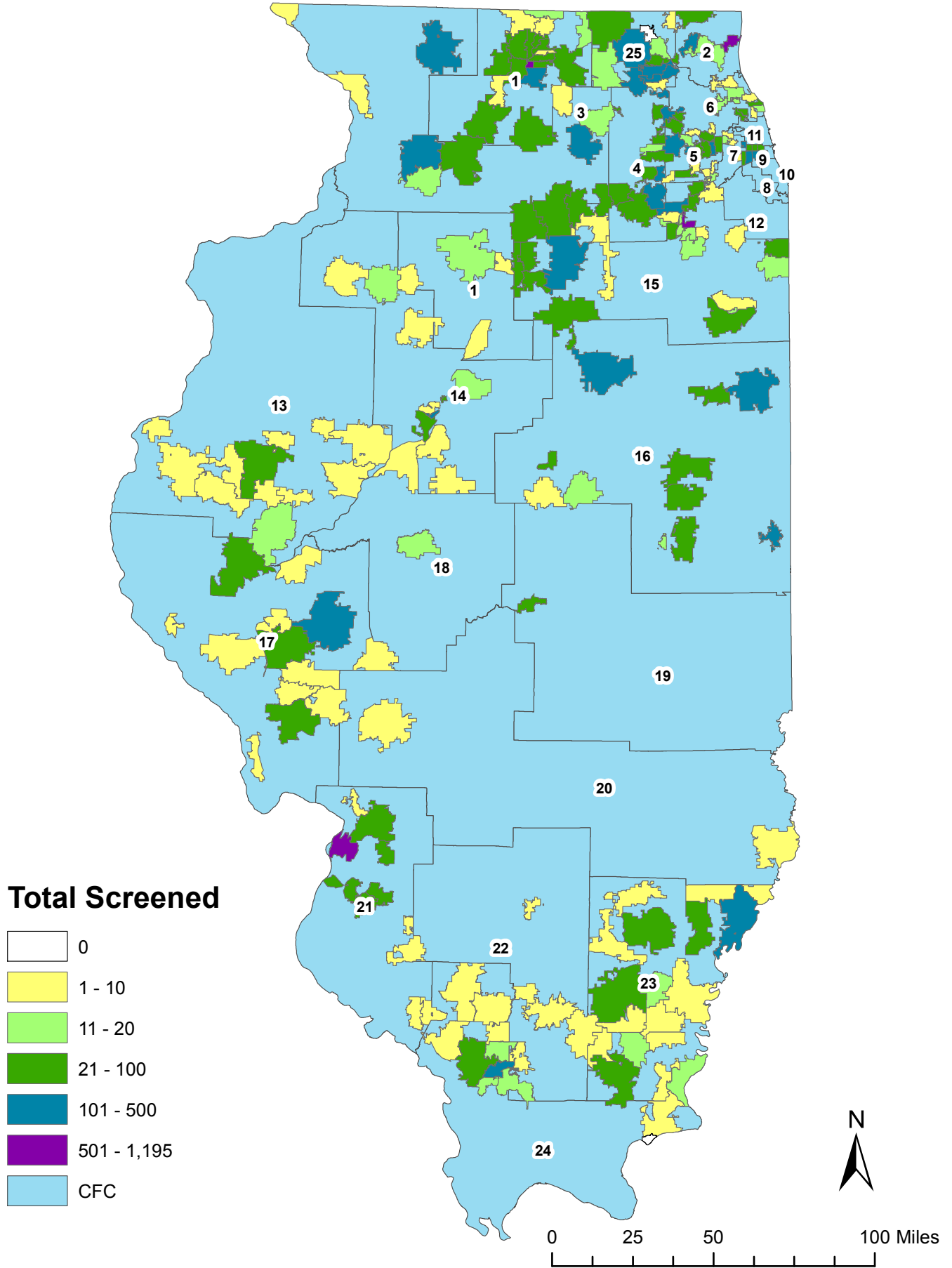
0-5 Child Find Screening FY2018 Q2 Total Screened by CFC region



0-5 Child Find Screening FY2018 Q2 Total Referred by CFC region



0-5 Child Find Screening FY2018 Q2 Total Screened by Zip Code



0-5 Child Find Screening FY2018 Q2 Total Referred by Zip Code

